ACCENTRA
ASSA ABLOY

Experience a safer
and more open world

# MULTI-FAMILY HOUSING

## Certified Integrator Catalog

Certified Integrator
ASSA ABLOY

**IMPORTANT:** A Certified Integrator is required to supply ASSA ABLOY ACCENTRA™ software service, system components, and configure devices into the system. To find a Certified Integrator, please visit the "Where to Buy" finder on our website at www.accentra-assaabloy.com or inquire with your ASSA ABLOY sales representative.

# CONTENTS

Solution Overview
- System Overview ..... 3
- Solutions and Integrations ..... 4

ASSA ABLOY ACCENTRA™ Cloud-Based Software
- Features ..... 5
- Technical Specifications ..... 5
- How to Order ..... 6

Credential Updater
- Features ..... 7
- Technical Specifications ..... 8

Credentials
- Features ..... 9
- Technical Specifications ..... 10
- How to Order ..... 11

nexTouch® Cylindrical Lock
- Technical Specifications ..... 12
- Features ..... 13
- How to Order ..... 14
- Dimensions and Lever Designs ..... 15
- Functions and Finishes ..... 16
- Cylinders ..... 17-18
- Latchbolts and Strikes ..... 19
- Options and Accessories ..... 20
- Certifications and Listings ..... 21

nexTouch® Sectional Mortise Lock
- Technical Specifications ..... 22
- Features ..... 23
- How to Order ..... 24
- Trim Designs ..... 25
- Reflections® Decorative Trim ..... 26
- Functions and Finishes ..... 27
- Cylinders ..... 28-30
- Cylinder Collars ..... 31
- Strikes ..... 32
- Dimensions ..... 33
- Options & Accessories ..... 34
- Certifications & Listings ..... 35

nexTouch® Keypad Exit Trim
- Technical Specifications ..... 36
- Features ..... 37
- How to Order ..... 38
- Trim Designs ..... 39
- Finishes ..... 40
- Functions ..... 41
- Cylinders ..... 42-44
- Cylinder Collars ..... 45
- Dimensions ..... 46
- Compatible Exit Devices ..... 46-49
- Options & Accessories ..... 50
- Certifications & Listings ..... 51

nexTouch®Interconnected Lock
- Technical Specifications ..... 52
- Features ..... 53
- How to Order ..... 54
- Lever Designs, Finishes, and Functions ..... 55
- Dimensions and Cylinders ..... 56
- Latchbolts ..... 57
- Strikes ..... 58

nexTouch® Digital Deadbolt
- Technical Specifications ..... 60
- Features ..... 61
- How to Order and Finishes ..... 62
- Dimensions ..... 63
- Cylinders, Thin Door Kit ..... 64
- Strikes ..... 65
- Latchbolts ..... 66
- Suiting Your Hardware ..... 67


Copyright © 2016-2024, ASSA ABLOY Access and Egress Hardware Group, Inc. All rights reserved. Reproduction in whole or in part without the express written permission of ASSA ABLOY Access and Egress Hardware Group, Inc. is prohibited. Patent pending and/or patent www.assaabloydss.com/patents.

## ACCESS CONTROL MADE EASY

The ASSA ABLOY ACCENTRA™ Multi-Family Solution combines smart locks with intuitive cloud-based software for easy and convenient access management of multi-family properties in a single system. Access updates can be instantly applied using the mobile access app or an online updater for physical credentials. Avoid the hassles and costs that come with wiring every door or managing access with keys while making your property a more secure, convenient, and attractive place to live.

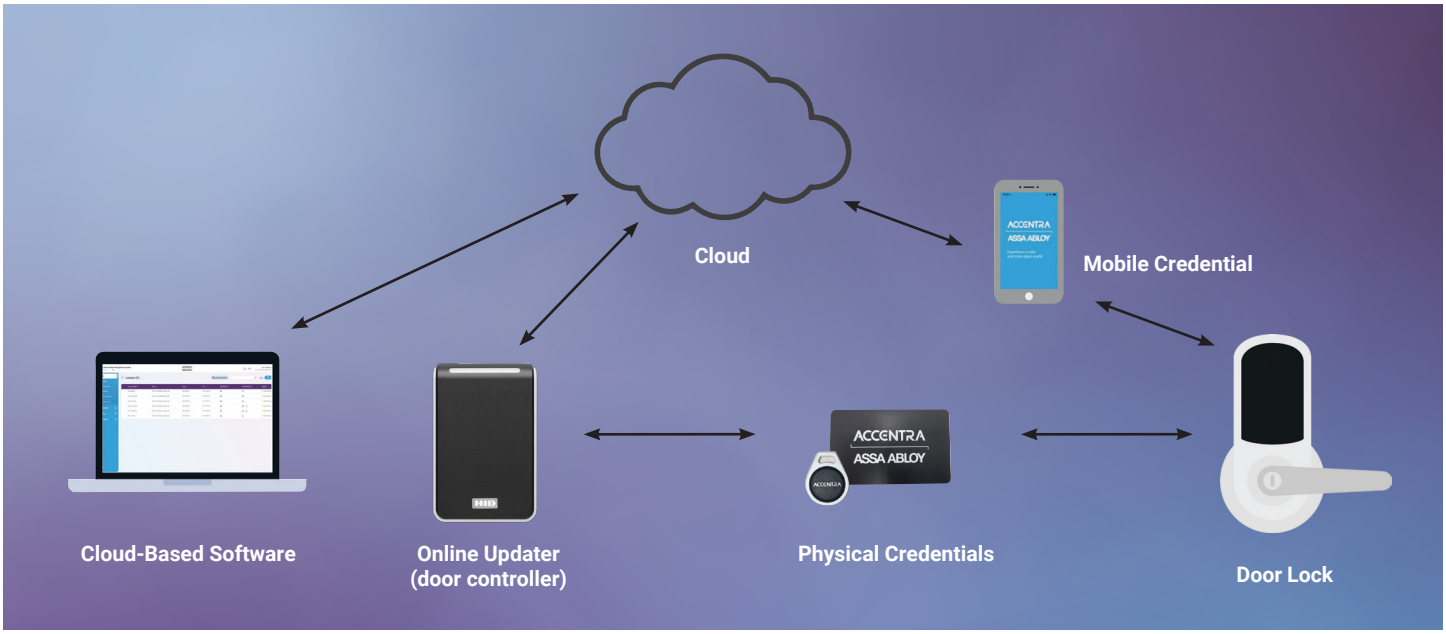


**Cloud-based access management at every opening**

**Manage access remotely for one or multiple sites**

**Remotely unlock online doors and grant emergency access to offline doors with one-time PIN codes**

**One manufacturer, one system, one credential**

**Intuitive, easy-to-use software**

**Eliminates costly key management**

**Highly encrypted and secure**

**The ASSA ABLOY ACCENTRA™ Access app delivers instant updates to a mobile user's access rights**


Copyright © 2016-2024, ASSA ABLOY Access and Egress Hardware Group, Inc. All rights reserved. Reproduction in whole or in part without the express written permission of ASSA ABLOY Access and Egress Hardware Group, Inc. is prohibited. Patent pending and/or patent www.assaabloydss.com/patents.

Affordable cloud-based access control for the ENTIRE property. One software, one hardware, one credential (card/fob/mobile) for residents and staff. Control vehicle gates, guest entries, perimeter doors, and amenity doors with one credential and one software.

# Multi-Family Solution

Affordable cloud-based access control for the ENTIRE property. One software, one hardware, one credential (card/fob/mobile) for residents and staff. Control unit entry, vehicle gates, guest entries, perimeter doors, and amenity doors with one credential and one software.

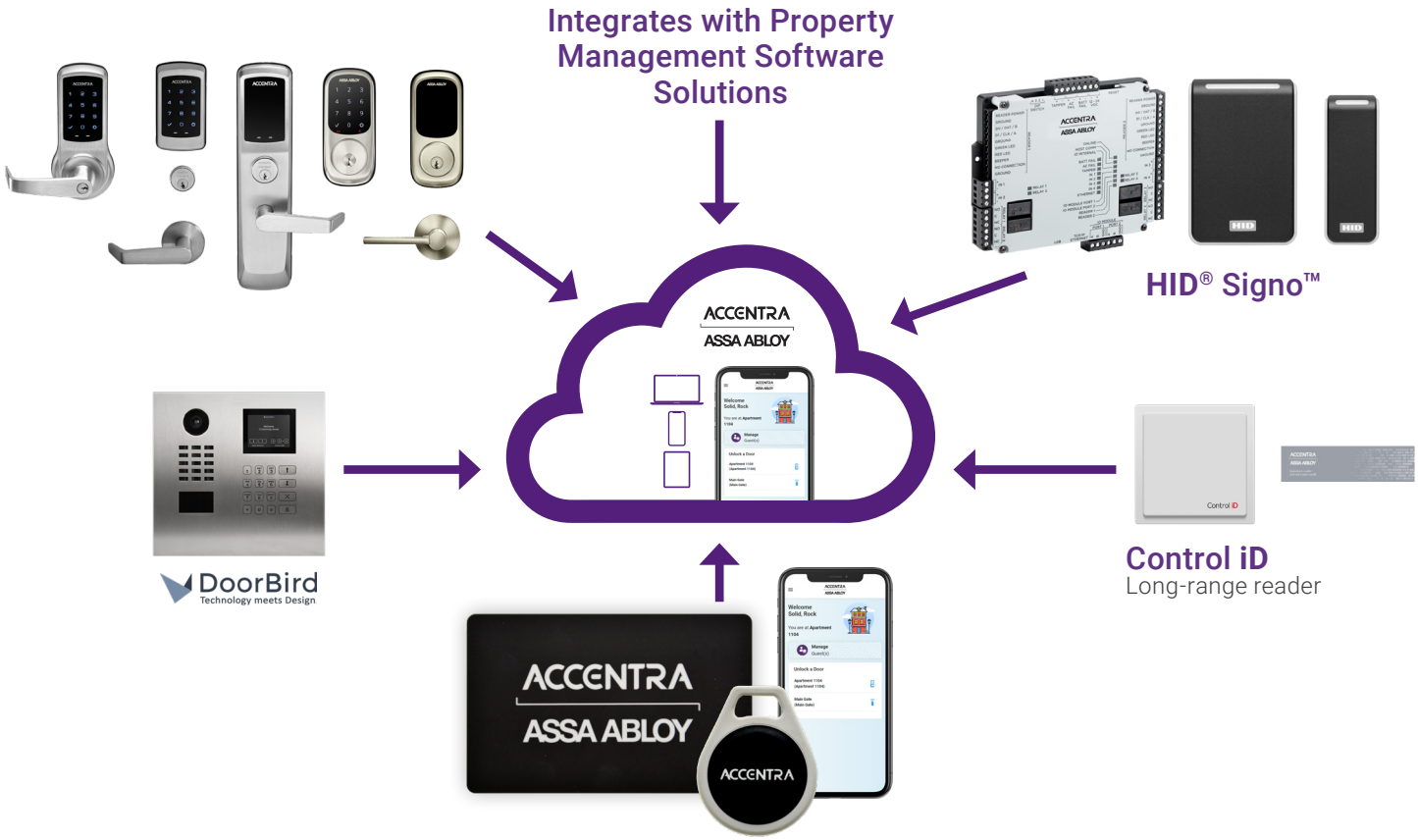




Copyright © 2016-2024, ASSA ABLOY Access and Egress Hardware Group, Inc. All rights reserved. Reproduction in whole or in part without the express written permission of ASSA ABLOY Access and Egress Hardware Group, Inc. is prohibited. Patent pending and/or patent www.assaabloydss.com/patents.

# MANAGE ACCESS RIGHTS FOR RESIDENTS, VISITORS, AND STAFF

## ASSA ABLOY ACCENTRA™
## Cloud-Based Software

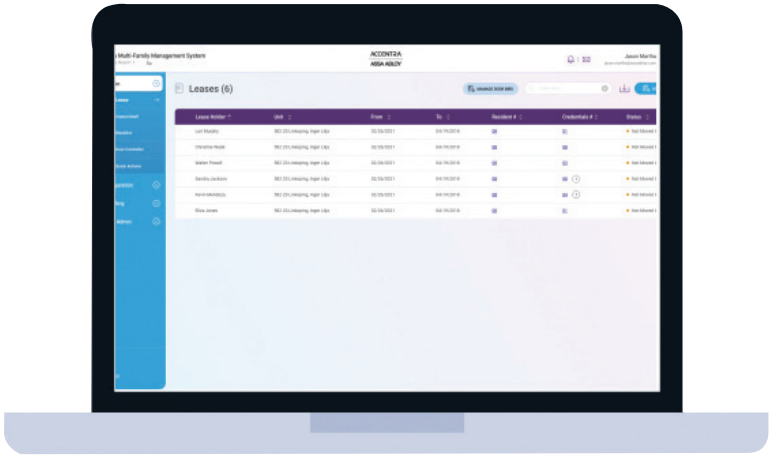


- Cloud-based access management software designed specifically for multi-family
- Manage resident, visitor, and staff access for multiple properties anytime, anywhere, from any Internet-enabled device
- Intuitive user interface designed for typical management activities such as issuing leases and visitor access
- Issue emergency access through one-time PINs for lost cards or fobs or instantly apply new mobile credential rights

## Technical Specifications

| |
|---|
| Dedicated web-based interface accessible from any Internet-connected device (Mac, PC, smart phone, or tablet) |
| Responsive design accommodates any device (Mac, PC, smart phone, or tablet) |
| Automatic updates |
| Certified to ISO/IEC 27001 |
| Browser: Firefox, Chrome, or similar |



Copyright © 2016-2024, ASSA ABLOY Access and Egress Hardware Group, Inc. All rights reserved. Reproduction in whole or in part without the express written permission of ASSA ABLOY Access and Egress Hardware Group, Inc. is prohibited. Patent pending and/or patent www.assaabloydss.com/patents.

# HOW TO ORDER

## System and Subscription Options

| Part Number | Description |
|---|---|
| ACC-SUB-INIT | Account registration |
| ACC-SUB-001 | Annual software subscription fee per door for systems 1-49 doors |
| ACC-SUB-050 | Annual software subscription fee per door for systems 50-199 doors |
| ACC-SUB-200 | Annual software subscription fee per door for systems 200-499 doors |
| ACC-SUB-500 | Annual software subscription fee per door for systems 500-999 doors |
| ACC-SUB-01K | Annual software subscription fee per door for systems 1000+ doors |

Notes:
- An ACCENTRA compatible data-on-credential lock cannot be turned on within a system without ordering the appropriate number of subscription units.
- Subscriptions must be ordered in batches based on the quantity of managed devices within a system (ex: 100 locks + 2 online updaters = 102 managed devices).
- Unlimited mobile credentials are included as a part of the annual subscription fee for no additional charge. Mobile credentials are issued within the ACCENTRA cloud user interface.


Copyright © 2016-2024, ASSA ABLOY Access and Egress Hardware Group, Inc. All rights reserved. Reproduction in whole or in part without the express written permission of ASSA ABLOY Access and Egress Hardware Group, Inc. is prohibited. Patent pending and/or patent www.assaabloydss.com/patents.

## Continuously Updated Access Rights




- Grants access to authorized physical and mobile credentials
- Activates new physical credentials for residents, visitors, and staff
- Transmits access permissions to physical credentials at the time of entry
- Ensures physical credentials are continuously updated through typical daily use
- Scheduled and remote unlock capabilities for the online updater are managed through the ACCENTRA Cloud Interface

Used together in a one-to-one relationship, the controller and the credential updater are known as the online updater. The online updater can operate either as a physical credential enrollment station or as a single door controller to operate an electrified strike, maglock, gate operator, activate an elevator call button, and more.



**Controller**



Copyright © 2016-2024, ASSA ABLOY Access and Egress Hardware Group, Inc. All rights reserved. Reproduction in whole or in part without the express written permission of ASSA ABLOY Access and Egress Hardware Group, Inc. is prohibited. Patent pending and/or patent www.assaabloydss.com/patents.

# TECHNICAL SPECIFICATIONS

## Credential Updater

| Base Part Number | NTX712 | NTX742 |
|---|---|---|
| Typical Read Range | 1.6 to 4 in (4 to 10 cm) | |
| Mounting | Mini-Mullion Size; Suited for mullion-mount door installations or any flat surface mounting | Wall Switch Size; Suited to mount and cover single gang switch boxes with a slotted mounting plate for alternate back-box spacing |
| Dimensions | 1.77 in x 4.78 in x 0.77 in (45 mm x 121.5 mm x 19.5 mm) | 3.15 in x 4.78 in x 0.77 in (80 mm x 121.5 mm x 19.5 mm) |
| Product Weight (Pigtail) | 3.35 oz (95 g) | 4.94 oz (140 g) |
| Product Weight (Terminal Strip) | 2.65 oz (75 g) | 4.23 oz (120 g) |
| UL Ref Number | Signo 20 | Signo 40 |
| Operating Voltage Range | 12 VDC (+10% and -15% of rated voltage input ) | |
| Color | Black | |
| Current Draw - Standard Power Mode2 (mA) | 60 | 65 |
| Peak Current Draw - Standard Power | 250 mA @ 12VDC | |
| Operating Temperature | -31º to 150º F (-35º to 65º C) | |
| Operating Humidity | 5% to 95% relative humidity non-condensing | |
| Environmental Rating | IP65 | |
| Transmit Frequency | 125 kHz, 13.56 MHz, and 2.4 GHz | |
| 13.56 MHz Card Compatibility | Secure Identity Object™ (SIO) on iCLASS Seos, | |
| Communications | Open Supervised Device Protocol (OSPD) via RS485 | |
| Panel Connection | Pigtail or Terminal Strip | |
| Certifications | UL294/cUL (US), FCC Certification (US), IC (Canada), CE (EU) | |
| Cryto Processor Hardware Common Criteria Rating | EAL5+ | |
| Housing Material | UL94 Polycarbonate | |
| Warranty | Limited lifetime | |

## Controller

| | |
|---|---|
| Dimensions | 6.46" x 5.51" x 1.02" (164 mm x 140 mm x 26 mm) |
| Power Supply | 12 to 24 Vdc +/- 10% |
| Power Consumption | 1.9 A (550mA excluding readers) |
| Operating Temperature | 32 to 158º F (0 to 70º C) |
| Ethernet | 10BaseT/100Base-TX |
| Certifications | Certified FCC Part 15 |
| Warranty | 1-year |


Copyright © 2016-2024, ASSA ABLOY Access and Egress Hardware Group, Inc. All rights reserved. Reproduction in whole or in part without the express written permission of ASSA ABLOY Access and Egress Hardware Group, Inc. is prohibited. Patent pending and/or patent www.assaabloydss.com/patents.

## ASSA ABLOY ACCENTRA™ MULTI-FAMILY SOLUTION CREDENTIALS

- Card, Fob, and Mobile credentials are available
- Credentials carry access permissions to access both offline and online openings
- Physical credentials can be handed back in and reused an unlimited number of times
- Physical credentials are updated at the online updater
- Mobile credential access updates are instantly applied
- Mobile credentials are included as part of the annual subscription fee
- Available for both iOS and Android devices
- Small and large size parking readers available having 12 and 15 meter read range respectively

The ACCENTRA Multi-Family Solution offers innovative Seos®-based credentials, which allow for highly encrypted and secure transactions of access permissions and audits within the ACCENTRA system. If your building has an existing access control system that uses HID iCLASS SE or multiCLASS SE credential readers, ACCENTRA fobs and key cards can be programmed so users can operate all readers, new and existing, with one unique credential. ACCENTRA Access app is supported on iOS and Android devices.



Copyright © 2016-2024, ASSA ABLOY Access and Egress Hardware Group, Inc. All rights reserved. Reproduction in whole or in part without the express written permission of ASSA ABLOY Access and Egress Hardware Group, Inc. is prohibited.
Patent pending and/or patent www.assaabloydss.com/patents.

# TECHNICAL SPECIFICATIONS

## Credentials

| | | | | | |
|---|---|---|---|---|---|
| | Mobile credentials | Key fob with Seos® | Key card with Seos® | Key card with Seos® and custom graphics | Key card with Seos® and Prox |
| **Part Number** | | **NTX600-ACCFOB-8K** | **NTX600-ACCCRD-8K** | **NTX600-CUSCRD-8K** | **NTX600-ACCPRX-8K** |
| **Technology** | | | | | |
| **Seos Offline** | X | X | X | X | X |
| **Seos Online PACS** | | X | X | X | X |
| **Prox** | | | | | X |
| **Dimensions** | | 1.25" x 1.56" x .24" (3.175 x 3.96 x .6 cm) | 2.127" x 3.375" x 0.033" max (5.40 x 8.57 x 0.084 cm) | | |
| **Online Formatting** | | Online PACS Format: U100018, 56 Bit, Site code 20 | | | |
| **Operating Frequency** | 2.4 GHz | 13.56 MHz with ISO/IEC 14443 Type A | | | |
| **Construction** | | Composite with 60% PVC / 40% PET | | | |
| **Operating Temperature** | | -40° to 158° F (-40° to 70° C) | | | |
| **Weight** | | 0.20 oz (5.5g) | | | |
| **Memory Size/Application Areas** | | iCLASS Seos 8K secure processor | | | |
| **Privacy Mode** | | Privacy-preserving mode (with encryption of device identifiers) | | | |
| **Secure Messaging** | | EN 14890-1 and 7816 aligned using AES algorithm | | | |
| **Mutual Authentication Mechanism** | Based on ISO/IEC 24727-3 2008 with NIST SP800-56A (for session key derivation) | | | | |
| **Write Endurance** | | Minimum 500,000 cycles | | | |
| **Contact Smart Chip Embeddable** | | Yes | | | |
| **Printable** | | Yes, for cards only (white/white card) | | | |
| | | Usable with direct imaging and thermal transfer printers (from HID or other suppliers) | | | |
| | | Exclusion areas for printing may apply in some areas of the card plastic | | | |
| | | Customized cards are available through HID Identity on demand | | | |
| **Warranty** | | Lifetime, see complete warranty policy for details | | | |
| **Connection Methods** | iOS: BLE, Android: NFC and BLE | | | | |


Copyright © 2016-2024, ASSA ABLOY Access and Egress Hardware Group, Inc. All rights reserved. Reproduction in whole or in part without the express written permission of ASSA ABLOY Access and Egress Hardware Group, Inc. is prohibited. Patent pending and/or patent www.assaabloydss.com/patents.

# HOW TO ORDER

## Credential Updaters

| Credential Updater[1] | |
|---|---|
| NTX712 UPDTR-PT | Contactless smart credential updater 700 Series (mini mullion with pig tail) |
| NTX712 UPDTR-TS | Contactless smart credential updater 700 Series (mini mullion with terminal strip) |
| NTX742 UPDTR-PT | Contactless smart credential updater 700 Series (wall switch with pig tail) |
| NTX742 UPDTR-TS | Contactless smart credential updater 700 Series (wall switch with terminal strip) |

1. Credential updater and controller are both required for each online opening.

| Credentials | |
|---|---|
| NTX600-ACCCRD-8K | Seos card, 8K, ACCENTRA branded |
| NTX600-CUSCRD-8K | Seos card, 8K, custom graphics[2] |
| NTX600-ACCPRX-8K | Seos + Prox card, 8K, ACCENTRA branded |
| NTX600-ACCFOB-8K | Seos fob, 8K, ACCENTRA branded |
| NTX900-TAG | Vehicle credential (sold in bags of 50 pieces) |

2. Artwork requirements available upon request. 4-5 week lead time from time of artwork proof approval.
NOTE: Unlimited mobile credential provisioning is included as a part of the annual subscription fee. Mobile credentials are issued within the ACCENTRA Cloud user interface.

| Parking Readers | |
|---|---|
| NTX942 | Large Long Range Parking Reader Only |
| NTX912 | Small Long Range Parking Reader Only |

| Controller | |
|---|---|
| NTX700-CTLR | 700 Series Controller. Power Supply not included. Requires 12VDC to 24VDC +/- 10%. |

| Other Accessories | |
|---|---|
| NTX610-UPDTR-SPACER | *NTX612-UPDTR Spacer, 1 2.7mm (0.5 in), Metallic Insert Black |
| NTX640-UPDTR-SPACER | *NTX642-UPDTR Spacer, 2 5.4mm (1.0 in), Metallic Insert Black |
| NTX610-UPDTR-GSKT | **IP65 Gasket Kit, (10) pcs per kit. For use with model NTX612-UPDTR-PT & -TS. |
| NTX640-UPDTR-GSKT | **IP65 Gasket Kit, (10) pcs per kit. For use with model NTX642-UPDTR-PT & -TS. |
| PoE-BUNDLE | Securitron Power over Ethernet injector and power supply (used with NTX600-CTLR only) |
| NTX600-WBAND | Fob Bracelet (bracelet and fob sold separately) |

*Replacement back spacer for installations on metallic surfaces
**Recommended accessory for installations with full weather exposure


Copyright © 2016-2024, ASSA ABLOY Access and Egress Hardware Group, Inc. All rights reserved. Reproduction in whole or in part without the express written permission of ASSA ABLOY Access and Egress Hardware Group, Inc. is prohibited.
Patent pending and/or patent www.assaabloydss.com/patents.

## nexTouch® Cylindrical Lock

## Technical Specifications

| | |
|---|---|
| **Door Specifications** | Fits into the standard ANSI/SDI A250.14 cylindrical lock with lever door prep with one additional 3/4" hole |
| **Backset** | 2-3/4" (70mm) standard backset |
| **Door Thickness** | 1-3/4" (44mm) door thickness standard; thin door kit required for 1-3/8" thick doors |
| **Handing** | Non-handed |
| **Latchbolt** | 1/2" (13mm) throw deadlocking latchbolt supplied standard |
| **Strike** | ANSI strike 4-7/8" x 1-1/4" x 1-1/4" (124 mm x 32 mm x 32 mm) lip to center supplied standard |
| **Cylinder** | Accepts ACCENTRA fixed core component cylinders; also available to accept small format interchangeable core (SFIC) |
| **Keying** | Capable of accepting ACCENTRA 6-pin standard, small and large format interchangeable core, security and protected keyway cylinders with master keying capabilities |
| **Packing** | Each box includes a paper door marker, combination wood and machine screws and easy-to-follow installation and programming instructions; cylinder functions supplied with two keys |
| **ANSI/BHMA** | Certified ANSI/BHMA A156.2, Series 4000 Grade 1 |
| **UL/cUL** | Functions are UL - cUL Fire Listed for use on fire doors having a rating up to and including 3-hours |
| **Warranty** | 3-year electronic and mechanical, 1-year finish |
| **Environmental Specifications** | Operating temperature: -40°F to +140°F (-40°C to +60°C) at 95% relative humidity when used with an external power supply |
| **Power Source** | Four AA alkaline batteries (included) with optional hardwire input for 9VDC external power; 9V battery power backup |
| **Credentials** | Seos™ cards, fobs, and ACCENTRA mobile credentials |
| **Interface** | Capacitive touchscreen or pushbutton |
| **Firmware Upgradeability** | Locks support on-premise wireless configuration and firmware upgrades |


Copyright © 2016-2024, ASSA ABLOY Access and Egress Hardware Group, Inc. All rights reserved. Reproduction in whole or in part without the express written permission of ASSA ABLOY Access and Egress Hardware Group, Inc. is prohibited. Patent pending and/or patent www.assaabloydss.com/patents.

# NEXTOUCH® CYLINDRICAL

Hurricane BHMA CERTIFIED

Copyright © 2016-2024, ASSA ABLOY Access and Egress Hardware Group, Inc. All rights reserved. Reproduction in whole or in part without the express written permission of ASSA ABLOY Access and Egress Hardware Group, Inc. is prohibited.
Patent pending and/or patent www.assaabloydss.com/patents.

## HOW TO ORDER

| Quantity | Lever Design | Series | Function | ^Technology | Finish | Advanced Functions | Door Thickness | Cylinder | Latch | Strike |
|---|---|---|---|---|---|---|---|---|---|---|
| # | AU – Augusta<br><br>PB – Pacific Beach<br><br>MO – Monroe<br><br>TB<br><br>UB | NTB – nexTouch® | 613 - Pushbutton Keypad - Key Override<br><br>623 - Capacitive Touchscreen - Key Override<br><br>633 - Pushbutton Keypad - No Key Override<br><br>643 - Capacitive Touchscreen - No Key Override | ACC – Data-on-Credential | 605 – Bright brass, clear coated<br><br>613E – Dark oxidized bronze - equivalent<br><br>626 – Satin chrome plated<br><br>BSP - Black suede powder coat | DPS*** | 1-3/4"*<br>1-3/8" | 1803-53L – 6-pin cylinder standard, see pages 17-18 for additional options** | E694 latchbolt standard, see page 19 for additional options | 497 ANSI strike standard, see page 19 for additional options |

*1-3/4" door thickness is standard. Doors under 1-3/4" in thickness require a thin door kit. If you specify 1-3/8" door thickness, a thin door kit is provided automatically.
**When ordering SFIC and LFIC cylinders, please use appropriate prefix before lever selection. See page 18 for more information.
***Use DPS option code for Advanced Functions. An auxiliary Door Position Sensor (DPS) must be installed with the lock to enable Privacy function. If DPS is not included in the parts string, the Door Position Sensor will not be supplied with the lock. Note that selecting DPS option code will incur an upcharge. See current pricelist.

## Build Your Order String

| Quantity | Lever Design | Series | Function | ^Technology | Finish | Advanced Functions | Door Thickness | Cylinder | Latch | Strike |
|---|---|---|---|---|---|---|---|---|---|---|
| Example: | AU | NTB | 613 | ACC | 626 | | 1-3/4" | 1803-53L | E694 | 497 |
| Example: | PB | NTB | 623 | ACC | 626 | DPS | 1-3/4" | 1803-53L | E694 | 497 |

## Packing

Each box has a paper door marker, combination wood and machine screws, four AA alkaline batteries, Allen wrench, lever removal tool and easy-to-follow installation and programming instructions. Cylinder functions supplied with two keys. When ordered with ACC functionality, the NTX600-ACC-Key module is included in the box.

^nexTouch ACCENTRA lock part numbers NTB613, NTB623, NTB633, & NTB643 can be used as a stand alone, keypad only function by removing the ACCENTRA radio module from the lock. **These part numbers can NOT be upgraded for use with a Z-Wave compatible system.**


Copyright © 2016-2024, ASSA ABLOY Access and Egress Hardware Group, Inc. All rights reserved. Reproduction in whole or in part without the express written permission of ASSA ABLOY Access and Egress Hardware Group, Inc. is prohibited. Patent pending and/or patent www.assaabloydss.com/patents.

# DIMENSIONS AND LEVER DESIGNS

## Dimensions

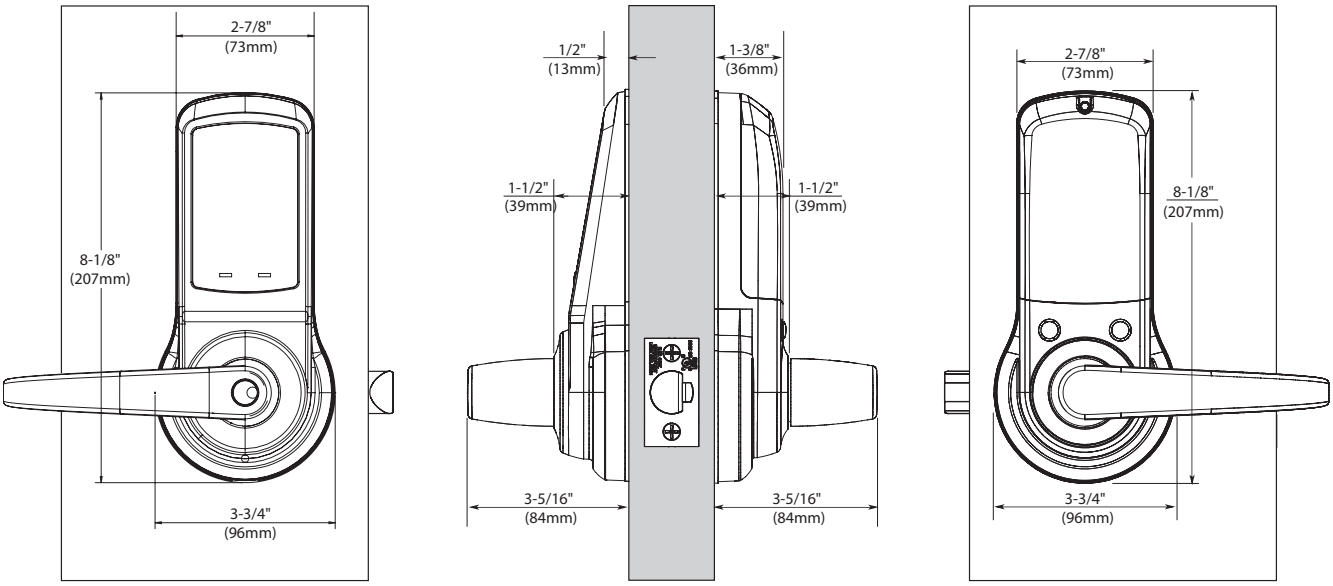


Dimensions given in inches (mm).

## Lever Designs

| AUGUSTA AU<br>**Lever:** Cast Zinc | MONROE MO<br>**Lever:** Cast Zinc | PACIFIC BEACH PB<br>**Lever:** Cast Zinc | TB<br>**Lever:** Cast Zinc | UB<br>**Lever:** Cast Zinc |
|---|---|---|---|---|
| | | | | |
| 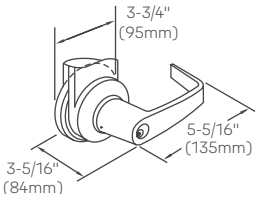 | 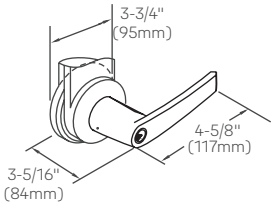 | 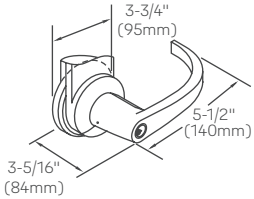 | 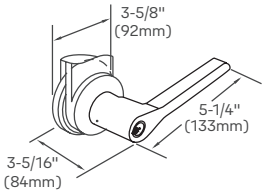 | 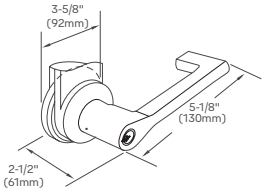 |

All levers available with small and large format interchangeable core. See pages 17-18 for details.



Copyright © 2016-2024, ASSA ABLOY Access and Egress Hardware Group, Inc. All rights reserved. Reproduction in whole or in part without the express written permission of ASSA ABLOY Access and Egress Hardware Group, Inc. is prohibited.
Patent pending and/or patent www.assaabloydss.com/patents.

# FUNCTIONS AND FINISHES

## Functions

| NTB633 Pushbutton<br>NTB643 Touchscreen | NTB613 Pushbutton<br>NTB623 Touchscreen |
|---|---|
| **Without Cylinder Override**<br>• For doors that do not require mechanical key override.<br>• Latchbolt retracted by lever outside with presentation of valid credential, with valid PIN code, or by operating lever inside.<br>• Inside lever always active.<br>• Deadlocking latchbolt. | **With Cylinder Override**<br>• For doors that require mechanical key override.<br>• Latchbolt retracted by lever outside with presentation of valid credential, with valid PIN code, or by operating lever inside.<br>• Inside lever always active.<br>• Deadlocking latchbolt. |
| 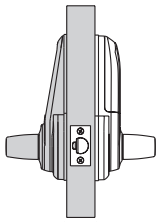 <br>Outside Inside | 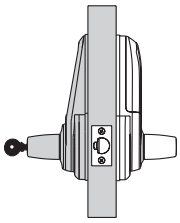 <br>Outside Inside |

Lever handles are Free Wheeling in locked position. Shaded area denotes Free Wheeling lever.

## Finishes

| ANSI/BHMA Code<br>Finish Description | | | |
|---|---|---|---|
| **605**<br>**Bright Brass, Clear Coated** | **613E**<br>**Dark Oxidized Satin Bronze - equivalent** | **626**<br>**Satin Chrome Plated** | **BSP**<br>**Black Suede Powder Coat** |
| | |  | |


Copyright © 2016-2024, ASSA ABLOY Access and Egress Hardware Group, Inc. All rights reserved. Reproduction in whole or in part without the express written permission of ASSA ABLOY Access and Egress Hardware Group, Inc. is prohibited. Patent pending and/or patent www.assaabloydss.com/patents.

# CYLINDERS

## Cylinder Options

The following selection guide indicates the correct cylinder for each locking segment.

| Lockset Series nexTouch® | | Types of Cylinder Mechanisms | | | | | |
|---|---|---|---|---|---|---|---|
| | | Conventional | | Protected Keyway | | Security | |
| Cylinder Types | Fixed Core | 6-pin | 7-pin | 6-pin | 7-pin | 6-pin | 7-pin |
| | Key-In-Lever | 1803-53L* | N/A | K403-53L* | N/A | 5803-53L* | N/A |
| | Interchangeable Core | | | | | | |
| | LFIC | 1210 | N/A | K800 | N/A | 5210 | N/A |
| | SFIC | A600 | A600 | K600 | K600 | N/A | N/A |

Refer to ACCENTRA KeyMark® and/or Cylinders and Keys Catalog sections for all details and how-to-order examples.

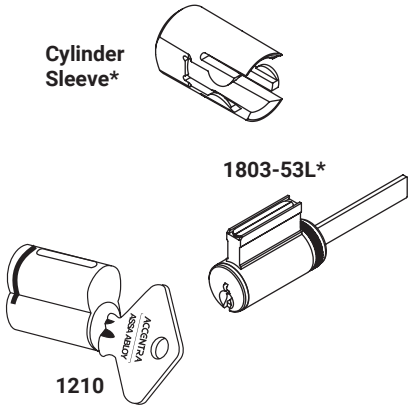


## Other Manufacturer Keyway Cylinders

| Illustration | Description | Model Number | Number of Pins |
|---|---|---|---|
| | Best® Keyway Cylinder. Available keyed random, master keyed or uncombinated. Specify keyway A, B, C, D, E, F, G, H, J, K, L or M. | A600 | 6 or 7 |
| 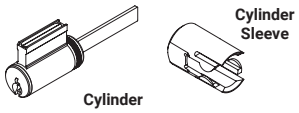  | Schlage® "C" Keyway. Available 0-bitted or keyed random. | 2803-53L* | 6 |
| 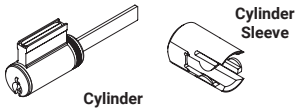  | Corbin Russwin "L4", Corbin "60", Russwin "D1", Sargent® "LA" or Schlage® "E" Keyway. Specify keyway. Available keyed random. | 3803-53L* | 6 |
| 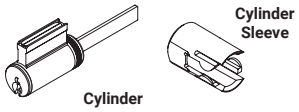  | Arrow "AR" | 100CV1* | 6 |

***All cylinders require a cylinder sleeve (P/N 14-1803-9001-000 ) to fit nexTouch® locksets manufactured prior to January 2022.**


Copyright © 2016-2024, ASSA ABLOY Access and Egress Hardware Group, Inc. All rights reserved. Reproduction in whole or in part without the express written permission of ASSA ABLOY Access and Egress Hardware Group, Inc. is prohibited. Patent pending and/or patent www.assaabloydss.com/patents.

## Levers Accepting SFIC And Other Manufacturers' Large Format Interchangeable Cores

| Description | Lever Prefix | Number of Pins |
|---|---|---|
| SFIC (Accepts all Small Format Interchangeable Cores) | B (i.e. B-AU, B-MO, B-PB, B-TB, B-UB) | 6 or 7 |
| Corbin Russwin (LFIC)* | R (i.e. R-AU) | 6 |
| Medeco®, ASSA® (LFIC) | M (i.e. M-AU)** | 6 |
| Sargent (LFIC) | SG (i.e. SG-AU, SG-PB) | 6 |
| Schlage® (LFIC) | SI (i.e. SI-AU, SI-PB) | 6 |

*Corbin-Russwin LFIC only available with AU lever, 6-pin only
**Medeco®, ASSA® option available only with AU lever. (Note: For Medeco 32 series cores.)
LFIC = Large Format Interchangeable Core
SFIC = Small Format Interchangeable Core

## 108 Schlage® Cylinder Adapter Kit

Kit used to modify Schlage® cylinder to fit nexTouch®.

P/N 14-5407-9101-999 - 108S

Kit includes tailpiece and sleeve. To order the 108S adapter kit, use an “S” prefix (i.e., S-AU x NTB613).

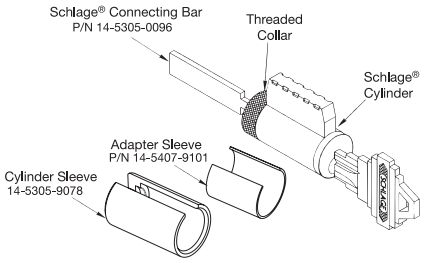


## ACCENTRA KeyMark®

For those applications requiring protected key control, ACCENTRA KeyMark® cylinders guard against unauthorized key duplication. The ACCENTRA KeyMark Security Leg® keyway feature increases resistance against picking and impressioning and can easily retrofit into existing systems. For further details and availability, refer to the separate ACCENTRA KeyMark catalog.




Copyright © 2016-2024, ASSA ABLOY Access and Egress Hardware Group, Inc. All rights reserved. Reproduction in whole or in part without the express written permission of ASSA ABLOY Access and Egress Hardware Group, Inc. is prohibited. Patent pending and/or patent www.assaabloydss.com/patents.

# LATCHBOLTS AND STRIKES

## Deadlocking Latchbolts

**Model No. E694** supplied standard with all nexTouch® locksets. Model No. E694 latchbolt has a 2-1/4" x 1-1/8" front with a 2-3/4" backset and a 1/2" bolt throw. Optional latchbolts to special order.

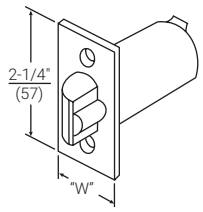


| Model No. | Front | Backset | "W" Front Width | Throw | Latch Diameter |
|---|---|---|---|---|---|
| E694 (standard) | Beveled | 2-3/4" (70mm) | 1-1/8" (29mm) | 1/2" (13mm) | 1" (25mm) |
| F694 | Flat | 2-3/4" (70mm) | 1-1/8" (29mm) | 1/2" (13mm) | 1" (25mm) |
| 480B | Beveled | 2-3/4" (70mm) | 1-1/8" (29mm) | 3/4" (19mm) | 1" (25mm) |
| F480B | Flat | 2-3/4" (70mm) | 1-1/8" (29mm) | 3/4" (19mm) | 1" (25mm) |
| 380N* | Universal | 2-3/8" (60mm) | 1" (25mm) | 1/2" (13mm) | 7/8" (22mm) |

When ordering latchbolts separately, specify Model No. x Finish (e.g., E694 x 626).
*Using 380N latch results in Grade 2 ANSI/BHMA performance of the lock.

## Strikes

nexTouch® locksets are available with a variety of strike options. All strikes are located on the same vertical and horizontal center lines as the latchbolt. Some strikes are available in a variety of lip lengths to accommodate varying thickness of doors and frames. To determine the proper length of the lip, measure from the center line of the strike to the edge of the jamb and add 1/4" (6mm). All strikes are reversible.

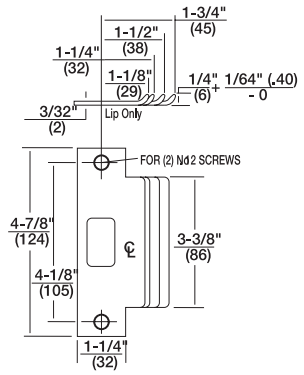


**Model No. 497 ANSI Strike (Standard)**
For door and frames with ANSI preparations. 1-1/4" supplied standard. 1-1/8", 1-1/2", and 1-3/4" lip lengths available by special order.

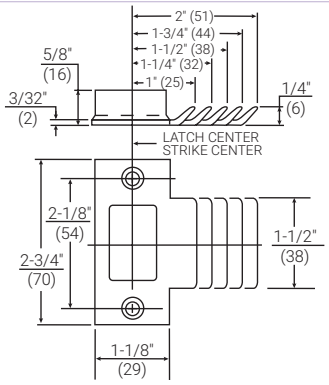


**Model No. 371 T-Strike (Optional)**
1-1/4" curved lip supplied standard. 1", 1-1/2", 1-3/4", and 2" curved lip lengths available by special order. Wrought strike box supplied.

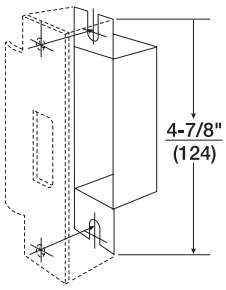


**Model No. 202 Strike Box for ANSI Strike (Optional)**
Specify 497 x 202


Copyright © 2016-2024, ASSA ABLOY Access and Egress Hardware Group, Inc. All rights reserved. Reproduction in whole or in part without the express written permission of ASSA ABLOY Access and Egress Hardware Group, Inc. is prohibited. Patent pending and/or patent www.assaabloydss.com/patents.

## OPTIONS AND ACCESSORIES

| Model/Part Number | Description |
|---|---|
| 784 | Optional remote 9VDC power supply with plug-in wall transformer (used for hardwiring up to two nexTouch® locks). |
| WH-28 | Remote power and request to enter wire harness. |
| 14-4761-0106-025 | 1-3/8" thin door kit. Includes inside and outside escutcheon spacers as well as a 2-3/8" latchbolt. |
| NTX600-ACC-KEY | ACCENTRA module* |
| 14-B600-0111-999 | 3-Wire Door Position Sensor |

*This technology module can be used to upgrade stand-alone nexTouch® locks for use in the ACCENTRA multi-family solution by enabling data-on-credential technology. This is included when ordering nexTouch® locks with ACC in the order string.

## Hardwire Option Diagram

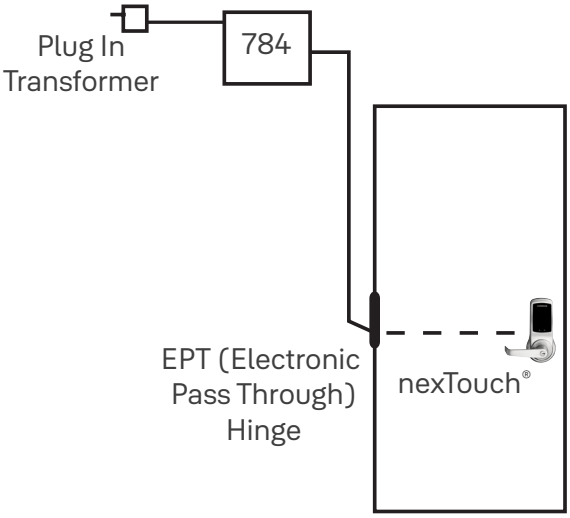



Copyright © 2016-2024, ASSA ABLOY Access and Egress Hardware Group, Inc. All rights reserved. Reproduction in whole or in part without the express written permission of ASSA ABLOY Access and Egress Hardware Group, Inc. is prohibited. Patent pending and/or patent www.assaabloydss.com/patents.

# CERTIFICATIONS AND LISTINGS

## ADA

The nexTouch® Series lever design meets accessibility guidelines of the Americans with Disabilities Act and the requirements of the Uniform Federal Accessibility Standards and ICC/ANSI A117.1 Accessible and Usable Buildings and Facilities, all requiring ease of accessibility.

## ANSI/BHMA

nexTouch® cylindrical certified ANSI/BHMA A156.2, Series 4000 Grade 1.

## Fire Listings

Functions are UL/cUL Fire Listed for use on fire doors having a rating up to and including 3 hours.

Note: Any retrofit or other field modification to a fire rated opening can potentially impact the fire rating of the opening, and ASSA ABLOY ACCENTRA™ makes no representations or warranties concerning what such impact may be in any specific situation. When retrofitting any portion of an existing fire rated opening, or specifying and installing a new fire-rated opening, please consult with a code specialist or local code official (Authority Having Jurisdiction) to ensure compliance with all applicable codes and ratings.

## FCC

Complies with limits for a Class B digital device, pursuant to part 15 of the FCC Rules.

## ISO 14001

Designed and manufactured under a certified ISO 14001 quality system.

## Sustainability

EPD and GreenCircle certification.

## Warranty

nexTouch® has a three-year limited warranty on the mechanical and electrical components, and a one-year limited warranty on the finish.

## Windstorm

Hurricane

Certified (refer to local codes).



Copyright © 2016-2024, ASSA ABLOY Access and Egress Hardware Group, Inc. All rights reserved. Reproduction in whole or in part without the express written permission of ASSA ABLOY Access and Egress Hardware Group, Inc. is prohibited.
Patent pending and/or patent www.assaabloydss.com/patents.

## nexTouch® Sectional Mortise Lock

## Technical Specifications

| | |
|---|---|
| **Door Specifications** | Fits into the standard mortise door prep |
| **Backset** | 2-3/4" (70mm) standard backset |
| **Door Thickness** | 1-3/4" (44mm) door thickness standard; please specify for other door thicknesses |
| **Handing** | Field reversible |
| **Latchbolt** | 3/4" spring latchbolt standard, 1" throw deadlocking latchbolt optional |
| **Strike** | Curved lip strike with 1-1/4" (32 mm) lip length standard |
| **Cylinder** | Accepts conventional, interchangeable core, security and high security cylinders, and other manufacturers' keyway cylinders |
| **ANSI/BHMA** | Certified ANSI/BHMA A156.13 Grade 1 |
| **UL/cUL** | Functions are UL - cUL Fire Listed for use on fire doors having a rating up to and including 3-hours |
| **Warranty** | 3-year electronic and mechanical, 1-year finish |
| **Environmental Specifications** | Operating temperature: -40°F to +140°F (-40°C to +60°C) at 95% relative humidity when used with an external power supply |
| **Power Source** | Four AA alkaline batteries (included) with optional hardwire input f or 9VDC external power; 9V battery power backup on keypad |
| **Credentials** | Seos™ cards, fobs, and ACCENTRA mobile credentials |
| **Interface** | Capacitive touchscreen or pushbutton keypad |
| **Firmware Upgradeability** | Locks support on-premise wireless configuration and firmware upgrades |


Copyright © 2016-2024, ASSA ABLOY Access and Egress Hardware Group, Inc. All rights reserved. Reproduction in whole or in part without the express written permission of ASSA ABLOY Access and Egress Hardware Group, Inc. is prohibited. Patent pending and/or patent www.assaabloydss.com/patents.

# NEXTOUCH® SECTIONAL MORTISE

Copyright © 2016-2024, ASSA ABLOY Access and Egress Hardware Group, Inc. All rights reserved. Reproduction in whole or in part without the express written permission of ASSA ABLOY Access and Egress Hardware Group, Inc. is prohibited. Patent pending and/or patent www.assaabloydss.com/patents.

## HOW TO ORDER

| Quantity | Lever Design | Series | Function | ^Technology | Finish | Hand | Door Thickness | Cylinder | Strike |
|---|---|---|---|---|---|---|---|---|---|
| | AUR – Augusta<br><br>MOR – Monroe<br><br>PBR – Pacific Beach<br><br>ARR – Arcadia<br><br>CRR – Carmel<br><br>JNR – Jefferson<br><br>PNR – Pinehurst<br><br>VIR – Virginia<br><br>See page 26 for Reflections decorative lever options | NTM nexTouch® mortise | 613 - Pushbutton Keypad - Key Override - No Deadbolt<br><br>618 - Pushbutton Keypad - Key Override - w/ Deadbolt<br><br>623 - Capacitive Touchscreen - Key Override - No Deadbolt<br><br>628 - Capacitive Touchscreen - Key Override - w/ Deadbolt<br><br>633 - Pushbutton Keypad - No Key Override - No Deadbolt<br><br>638 - Pushbutton Keypad - No Key Override - w/ Deadbolt<br><br>643 - Capacitive Touchscreen - No Key Override - No Deadbolt<br><br>648 - Capacitive Touchscreen - No Key Override - w/ Deadbolt | ACC – Data-on-Credential | 605 Bright brass, clear coated<br><br>613E Dark oxidized bronze - equivalent<br><br>626 Satin chrome plated<br><br>BSP Black suede powder coat | RH<br>LH | 1-3/4" standard, up to 2-1/4" door thickness available | 2153 cylinder standard, see pages 28-30 for additional options | 2815 curved lip strike standard, see page 32 for additional options |

## Build Your Order String

| Quantity | Lever Design | Series | Function | ^Technology | Finish | Hand | Door Thickness | Cylinder | Strike |
|---|---|---|---|---|---|---|---|---|---|
| Example: | AUR | NTM | 623 | ACC | 626 | RH | 1-3/4 | 2153 | 2815 |

## Packing

Each box has a paper door marker, combination wood and machine screws, four AA alkaline batteries, Allen wrench, lever removal tool, and easy-to-follow installation and programming instructions. Cylinder functions supplied with two keys. When ordered with ACC functionality, the NTX600-ACC-Key module is included in the box.

^nexTouch ACCENTRA lock part numbers NTM613, NTM618, NTM623, NTM628, NTM633, NTM638, NTM643, & NTM648 can be used as a stand alone, keypad only function by removing the ACCENTRA radio module from the lock. **These part numbers can NOT be upgraded for use with a Z-Wave compatible system.**


Copyright © 2016-2024, ASSA ABLOY Access and Egress Hardware Group, Inc. All rights reserved. Reproduction in whole or in part without the express written permission of ASSA ABLOY Access and Egress Hardware Group, Inc. is prohibited. Patent pending and/or patent www.assaabloydss.com/patents.

## TRIM DESIGNS

### AUGUSTA AUR
**AU Lever Handle:** Cast

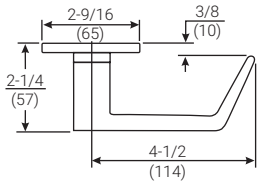


### MONROE MOR
**MO Lever Handle:** Cast

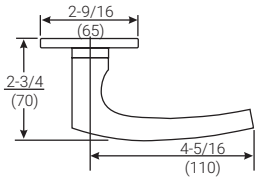


### PACIFIC BEACH PBR
**PB Lever Handle:** Cast

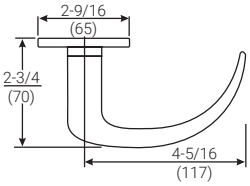


### ARCADIA ARR
**AR Lever Handle:** Cast

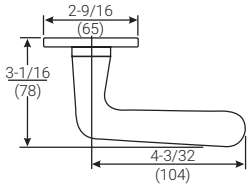


### CARMEL CRR
**CR Lever Handle:** Cast

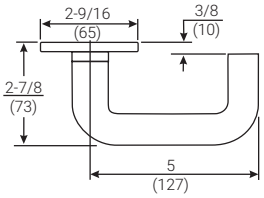


### JEFFERSON JNR
**JN Lever Handle:** Cast

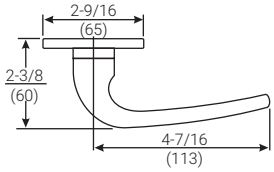


### PINEHURST PNR
**PN Lever Handle:** Cast

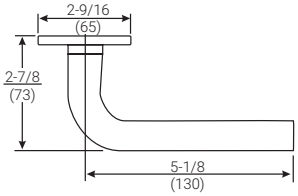


### VIRGINIA VIR
**VI Lever Handle:** Cast

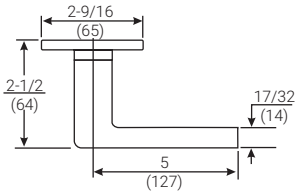




Copyright © 2016-2024, ASSA ABLOY Access and Egress Hardware Group, Inc. All rights reserved. Reproduction in whole or in part without the express written permission of ASSA ABLOY Access and Egress Hardware Group, Inc. is prohibited.
Patent pending and/or patent www.assaabloydss.com/patents.

# REFLECTIONS® DECORATIVE TRIM

nexTouch® sectional mortise locks are available with Reflections lever trim, a comprehensive line of highly stylized lever handles. Reflections lever handles are made from solid brass or stainless steel and can withstand years of abuse. Available in an array of finishes, these levers complement any wood grain or other door exterior. Each lever is hand-polished and specially designed for ergonomics and style.

| Hudson | Spree | Seine | Thames | Victoria | Niagara |
|---|---|---|---|---|---|
| TB | RS | TE | TM | TT* | CH* |
| UB | RT | TG* | TN | TU* | DW |
| TC | RU | TI | TP | TW* | MA* |
| TD | RV | TJ* | TR | TX* | RA* |
| UC | | TK* | TS | UX* | RB* |
| | | GT | TQ | TY* | RC* |
| | | | | WG* | |

## Reflections® Roses

**R3**

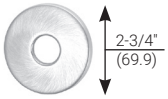


**R4**

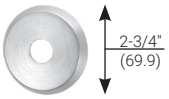


**R5**

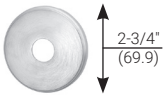


**R6**

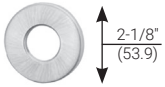


**R7**

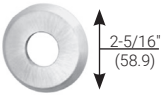


**R8**

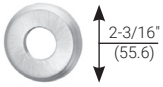


**R9**

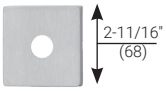


*Indicates levers that are handed.


Copyright © 2016-2024, ASSA ABLOY Access and Egress Hardware Group, Inc. All rights reserved. Reproduction in whole or in part without the express written permission of ASSA ABLOY Access and Egress Hardware Group, Inc. is prohibited. Patent pending and/or patent www.assaabloydss.com/patents.

# FUNCTIONS AND FINISHES

## Functions

| NTM633 Pushbutton<br>NTM643 Touchscreen | NTM613 Pushbutton<br>NTM623 Touchscreen |
|---|---|
| **No Deadbolt Without Cylinder Override**<br>• For doors that do not require mechanical key override.<br>• Latchbolt retracted by lever either side, except when outside lever is locked<br>• Deadlocking latchbolt.<br> 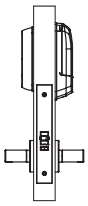 <br>Outside Inside | **No Deadbolt With Cylinder Override**<br>• For doors that require mechanical key override.<br>• Latchbolt retracted by lever either side, except when outside lever is locked.<br>• When outside lever is locked, latchbolt is operated by key outside.<br>• Deadlocking latchbolt.<br> 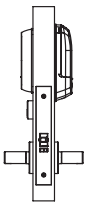 <br>Outside Inside |
| **NTM638 Pushbutton<br>NMT648 Touchscreen** | **NTM618 Pushbutton<br>NTM628 Touchscreen** |
| **Deadbolt without cylinder override**<br>• Latchbolt retracted by lever either side, except when outside lever is locked.<br>• Deadbolt operated by thumbturn inside.<br>• When deadbolt is projected, lever is automatically locked.<br>• Anti-panic operation. Operating inside lever automatically retracts latch bolt and deadbolt with outside lever remaining locked.<br>• Deadlocking latchbolt.<br> 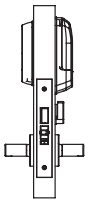 <br>Outside Inside | **Deadbolt with cylinder override**<br>• Latchbolt retracted by lever either side, except when outside lever is locked.<br>• Deadbolt operated by key outside, thumbturn inside.<br>• When outside lever is locked, latchbolt and deadbolt are operated by key outside.<br>• When deadbolt is projected, lever is automatically locked.<br>• Anti-panic operation. Operating inside lever automatically retracts latchbolt and deadbolt with outside lever remaining locked.<br>• Deadlocking latchbolt.<br> 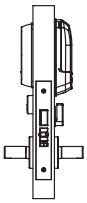 <br>Outside Inside |

## Finishes

| ANSI/BHMA Code<br>Finish Description | | | |
|---|---|---|---|
| **605<br>Bright Brass, Clear Coated** | **613E<br>Dark Oxidized Satin Bronze - equivalent** | **626<br>Satin Chrome Plated** | **BSP<br>Black Suede Powder Coat** |
| | |  | |


Copyright © 2016-2024, ASSA ABLOY Access and Egress Hardware Group, Inc. All rights reserved. Reproduction in whole or in part without the express written permission of ASSA ABLOY Access and Egress Hardware Group, Inc. is prohibited. Patent pending and/or patent www.assaabloydss.com/patents.

# CYLINDERS

## Conventional Cylinders

| Illustration | Cylinder Model Number | Application | Cam | Length | |
|---|---|---|---|---|---|
| | | | | 6-Pin | 7-Pin |
| | 2153 | Standard cylinder | 2160 | 1-1/8”<br>1-1/4”<br>1-3/8”<br>1-1/2”<br>1-5/8”<br>1-3/4” | 1-1/4”<br>1-3/8”<br>1-1/2”<br>1-5/8”<br>1-3/4” |
| | 2123 | Cylinder for longer lengths | 2160 | 1-7/8” thru 3-1/2” in 1/8” increments* | |

*Contact Technical Product Support for cylinder collar requirements when ordering these cylinders separately.

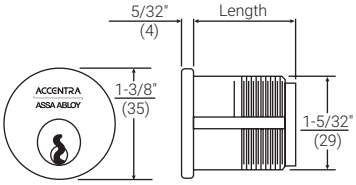


## Interchangeable Core Mortise Cylinders

| Cylinder Model Number | Application | Cam | Length | Pins | Housing Only Model Number | Core Only Model Number |
|---|---|---|---|---|---|---|
| 2196 | Standard Cylinder | 2160 | 1-1/2", 1-3/4", 2" | 6 | 2221 | 1210 |
| 2197 | Standard Cylinder | 2160 | 1-11/16", 2" | 7 | 2213 | 1220 |

Note: When ordering interchangeable core cylinders or cores only, control keys are not furnished. If control keys are required they must be ordered separately.

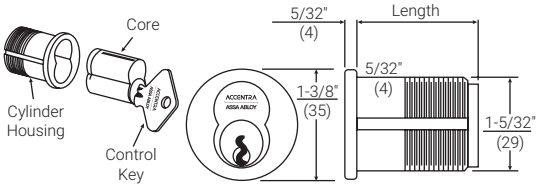



Copyright © 2016-2024, ASSA ABLOY Access and Egress Hardware Group, Inc. All rights reserved. Reproduction in whole or in part without the express written permission of ASSA ABLOY Access and Egress Hardware Group, Inc. is prohibited. Patent pending and/or patent www.assaabloydss.com/patents.

## Security Cylinders

Security cylinders contain two independent locking mechanisms. The first is a traditional 6- or 7-pin tumbler mechanism with spool drivers for greatly increased picking resistance.

The second is an innovative 5-tumbler rotating disc mechanism with sidebar engagement. The rotating discs are spring loaded and block the bottom of the keyway.

**Illustration**

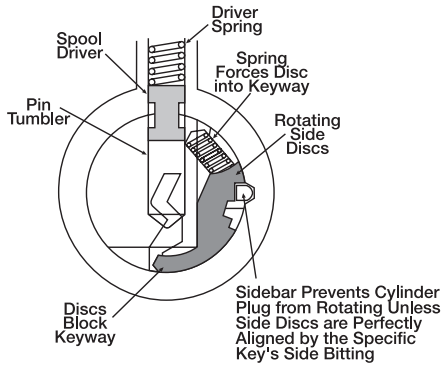


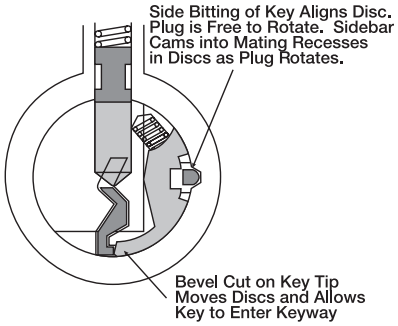


## Security/High Security Mortise Cylinders

| Model Number | Application | Cam | Length | |
|---|---|---|---|---|
| | | | 6-pin | 7-pin |
| 5153/U5153 | Standard Cylinder | 2160 | 1-1/8"<br>1-1/4" | 1-1/4" |

## Security Interchangeable Core Mortise Cylinders

| Cylinder Model Number | Application | Cam | Length | Pins | Housing Only Model Number | Core Only Model Number |
|---|---|---|---|---|---|---|
| 5196 | Standard Cylinder | 2160 | 1-1/2" | 6 | 2221 | 5210 |
| 5197 | Standard Cylinder | 2160 | 1-11/16" | 7 | 2213 | 5220 |

Note: When ordering interchangeable core cylinders or cores only, control keys are not furnished. If control keys are required they must be ordered separately.


Copyright © 2016-2024, ASSA ABLOY Access and Egress Hardware Group, Inc. All rights reserved. Reproduction in whole or in part without the express written permission of ASSA ABLOY Access and Egress Hardware Group, Inc. is prohibited. Patent pending and/or patent www.assaabloydss.com/patents.

## Other Manufacturers' Keyway Cylinders/Cores

| Illustration | Model Number | Type | Cam | Length | Pins | Housing Only Model Number | Core Only Model Number |
|---|---|---|---|---|---|---|---|
| | A620 | Small Format IC Mortise, includes Best® Keyway Core. Available keyed random, master keyed or uncombinated. Specify keyway A, B, C, D, E, F, G, H, J, K, L or M. | KC1 | 1-1/4" | 6 | K660 | A600 |
| | | | | 1-3/8" 1-3/4" | 6 or 7 | | |
| | 2553 | Fixed Core Mortise Schlage® "C" Keyway Cylinder. Available 0-bitted or keyed random. | 2160 | 1-1/8" | 6 | N/A | N/A |

## ACCENTRA KeyMark®

For those applications requiring protected key control, ACCENTRA KeyMark® cylinders guard against unauthorized key duplication. The ACCENTRA KeyMark Security Leg® keyway feature increases resistance against picking and impressioning and can easily retrofit into existing systems. For further details and availability, refer to the separate ACCENTRA KeyMark catalog.

## Protected Keyway Mortise Cylinders

| Model Number | Type | Cam | Length | Pins | Housing Only Model Number | Core Only Model Number |
|---|---|---|---|---|---|---|
| K100 | Fixed Core Mortise | KC1 | 1-1/8", 1-1/4" 1-1/2", 1-3/4" 2" | 6 or 7 | N/A | N/A |
| K820 | Large Format IC Mortise | KC1 | 1-1/2", 1-3/4" 2" | 6 | K860 | K800 |
| | | | 1-11/16" 1-3/4", 2" | 7 | | |
| K620 | Small Format IC Mortise | KC1 | 1-1/4" | 6 | K660 | K600 |
| | | | 1-3/8", 1-3/4" | 6 or 7 | | |
| K630 | Small Format IC Mortise-Tapered | KC1 | 1-1/4" | 6 | K670 | K600 |
| | | | 1-3/8" | 6 or 7 | | |


Copyright © 2016-2024, ASSA ABLOY Access and Egress Hardware Group, Inc. All rights reserved. Reproduction in whole or in part without the express written permission of ASSA ABLOY Access and Egress Hardware Group, Inc. is prohibited. Patent pending and/or patent www.assaabloydss.com/patents.

# CYLINDER COLLARS

Cylinder collars are supplied as standard where required with those locksets supplied with cylinders. Collar size and thickness are supplied to suit the length of the cylinder, the thickness of the door and the trim ordered. (If door thickness is not specified, collars will be furnished for 1-3/4" (44mm) door.)

Collar length required must be specified for cylinders and/or housings ordered separately.

**1765 Recessed Cylinder Collar**
**"A" Dimension:** Thicknesses available in 1/16" (2mm) increments from 1/16" (2mm) to 1-15/32" (37mm) as required.
**Material:** Brass, Stainless Steel

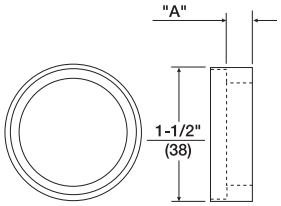


**1766 Step Collar for U5109 and U5153 High Security Cylinders.**
**Material:** Stainless Steel

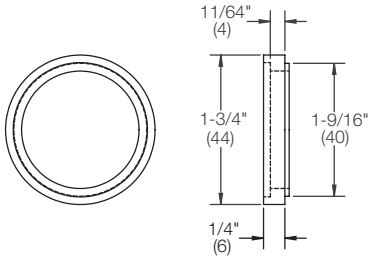


**KP3 Wave Washer**
**(Furnished standard with 1765 collar for ACCENTRA KeyMark® cylinders only).**

**KP4 Flush Mount Cylinder Collar**
**Material:** Brass, Bronze

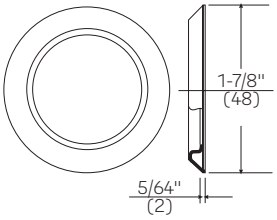


**1767 Square Collar (provided standard with R9 rose)**
"A" Dimension: See chart for available sizes.
To order, specify "1767.size" i.e. 1767.248
**Material:** Brass, Stainless Steel

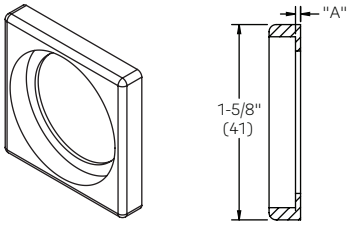


| "A" Dimension | |
|---|---|
| **Size** | **Specify** |
| 1/32 | .042 |
| 1/8 | .122 |
| 3/16 | .192 |
| 1/4 | .248 |
| 5/16 | .310 |
| 3/8 | .373 |
| 7/16 | .436 |
| 1/2 | .498 |
| 9/16 | .560 |
| 5/8 | .623 |
| 11/16 | .703 |
| 25/32 | .788 |


Copyright © 2016-2024, ASSA ABLOY Access and Egress Hardware Group, Inc. All rights reserved. Reproduction in whole or in part without the express written permission of ASSA ABLOY Access and Egress Hardware Group, Inc. is prohibited.
Patent pending and/or patent www.assaabloydss.com/patents.

# STRIKES

ACCENTRA nexTouch® Keypad Sectional Mortise Locks come standard with a 2815 Curved Lip Strike with a 1-1/4" (32mm) lip length. The strike supplied will accommodate the locking function, i.e. latchbolt and/or deadbolt, and can be installed on doors 1-3/4" (44mm) thick. These strikes are non-handed.

**Material:** Brass, Bronze, Stainless Steel.

**Longer/Shorter Lip Lengths:** Mortise lock strikes are mounted 3/8" above the center line of the lock. To determine the proper length of lip use the following formula:

1/2 of the door thickness, plus 1/16" inset, plus trim thickness, plus 1/8" for flat lip strike OR 1/4" for curved lip strike. Select the nearest available length.

| **2815 Curved Lip:** |
|---|
| 1-1/4" (32mm) standard |
| **Available for special order:** |
| 1-1/8" (29mm) |
| 1-3/8" (35mm) |
| 1-1/2" (38mm) |
| 1-5/8" (41mm) |
| 1-3/4" (44mm) |
| 1-7/8" (48mm) |
| 2" (51mm) |
| 2-1/8" (54mm) |
| 2-1/4" (57mm) |

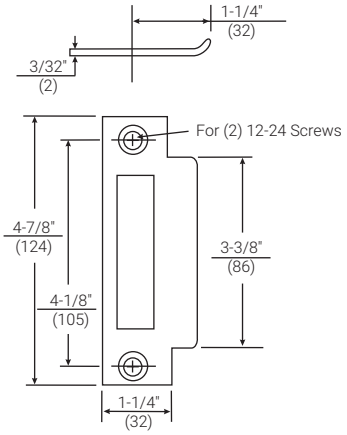


**2815 Curved Lip Strike**
**1-1/4" (32mm) standard**

| **2816 Flat Lip (Available for special order only):** |
|---|
| 7/8" (22mm) |
| 1" (25mm) |
| 1-1/8" (29mm) |
| 1-1/4" (32mm) |
| 1-1/2" (38mm) |
| 1-3/4" (44mm) |
| 2" (51mm) |
| 2-1/4" (57mm) |
| 2-1/2" (64mm) |


Copyright © 2016-2024, ASSA ABLOY Access and Egress Hardware Group, Inc. All rights reserved. Reproduction in whole or in part without the express written permission of ASSA ABLOY Access and Egress Hardware Group, Inc. is prohibited. Patent pending and/or patent www.assaabloydss.com/patents.

## DIMENSIONS

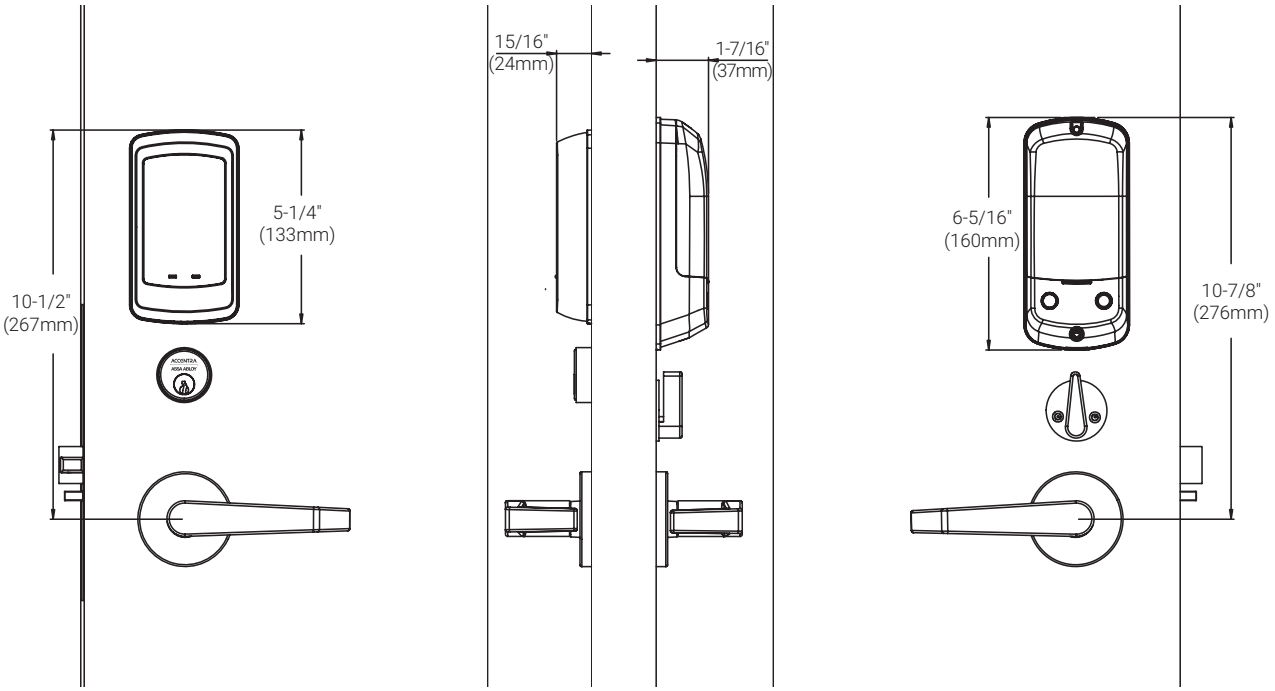



Copyright © 2016-2024, ASSA ABLOY Access and Egress Hardware Group, Inc. All rights reserved. Reproduction in whole or in part without the express written permission of ASSA ABLOY Access and Egress Hardware Group, Inc. is prohibited.
Patent pending and/or patent www.assaabloydss.com/patents.

# OPTIONS & ACCESSORIES

| Model/Part Number | Description |
|---|---|
| 784 | Optional remote 9VDC power supply with plug-in wall transformer (used for hardwiring up to two nexTouch® locks). |
| WH-28 | Remote unlock and power wire harness (used for hardwiring). |
| NTX600-ACC-KEY | ACCENTRA module* |

* This technology module can be used to upgrade stand-alone nexTouch® locks for use in the ACCENTRA multi-family solution by enabling data-on-credential technology. This is included when ordering nexTouch® locks with ACC in the order string.

## Hardwire Option Diagram

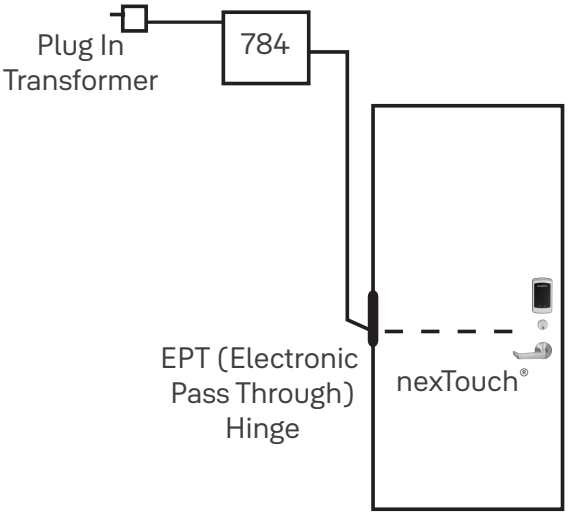


## Scar Plate Kits

(Can be used to cover door preps for SARGENT Profile Series v.G1.5 and Corbin Russwin Access 800 series locksets to enable replacement with nexTouch)

| Model/Part Number | Description |
|---|---|
| 50-M600-0150-033 | Scar plates, outside with cylinder, inside without thumbturn |
| 50-M600-0151-033 | Scar plates, outside without cylinder, inside without thumbturn |
| 50-M600-0152-033 | Scar plates, outside with cylinder, inside with thumbturn |
| 50-M600-0153-033 | Scar plates, outisde without cylinder, inside with thumbturn |

NOTE: Scar plate kits include 1 outside plate and 1 inside plate.


Copyright © 2016-2024, ASSA ABLOY Access and Egress Hardware Group, Inc. All rights reserved. Reproduction in whole or in part without the express written permission of ASSA ABLOY Access and Egress Hardware Group, Inc. is prohibited. Patent pending and/or patent www.assaabloydss.com/patents.

# CERTIFICATIONS AND LISTINGS

## ADA

The nexTouch® Series lever design meets accessibility guidelines of the Americans with Disabilities Act and the requirements of the Uniform Federal Accessibility Standards and ICC/ANSI A117.1 Accessible and Usable Buildings and Facilities, all requiring ease of accessibility.

## ANSI/BHMA

nexTouch® mortise certified ANSI/BHMA A156.13, Series 1000 Grade 1.

## Fire Listings

Functions are UL/cUL Fire Listed for use on fire doors having a rating up to and including 3 hours.

Note: Any retrofit or other field modification to a fire rated opening can potentially impact the fire rating of the opening, and ASSA ABLOY ACCENTRA™ makes no representations or warranties concerning what such impact may be in any specific situation. When retrofitting any portion of an existing fire rated opening, or specifying and installing a new fire-rated opening, please consult with a code specialist or local code official (Authority Having Jurisdiction) to ensure compliance with all applicable codes and ratings.

## FCC

Complies with limits for a Class B digital device, pursuant to part 15 of the FCC Rules.

## ISO 14001

Designed and manufactured under a certified ISO 14001 quality system.

## Sustainability

EPD and GreenCircle certification.

## Warranty

nexTouch® has a three-year limited warranty on the mechanical and electrical components, and a one-year limited warranty on the finish.

## Windstorm

Certified (refer to local codes). Hurricane


Copyright © 2016-2024, ASSA ABLOY Access and Egress Hardware Group, Inc. All rights reserved. Reproduction in whole or in part without the express written permission of ASSA ABLOY Access and Egress Hardware Group, Inc. is prohibited.
Patent pending and/or patent www.assaabloydss.com/patents.

## nexTouch® Keypad Exit Trim

## Technical Specifications

| | |
|---|---|
| **Door Specifications** | Retrofits onto many exit device models |
| **Door Thickness** | 1-3/4" (44mm) door thickness standard, 2-1/4" also available |
| **Handing** | Field reversible |
| **Cylinder** | Accepts conventional, interchangeable core, security and high security cylinders, and other manufacturers' keyway cylinders |
| **Keying** | Capable of accepting ACCENTRA 6-pin standard, small and large format interchangeable core, security and protected keyway cylinders with master keying capabilities |
| **ANSI/BHMA** | Certified ANSI/BHMA A156.3, Grade 1 |
| **UL/cUL** | Functions are UL - cUL Fire Listed for use on fire doors having a rating up to and including 3-hours |
| **Warranty** | 3-year electronic and mechanical, 1-year finish |
| **Environmental Specifications** | Operating temperature: -40°F to +140°F (-40°C to +60°C) at 95% relative humidity when used with an external power supply |
| **Power Source** | Four AA alkaline batteries (included) with optional hardwire input for 9VDC external power; 9V battery power backup |
| **Credentials** | Seos™ cards, fobs, and ACCENTRA mobile credentials |
| **Interface** | Capacitive touchscreen or pushbutton |
| **Firmware Upgradeability** | Locks support on-premise wireless configuration and firmware upgrades |


Copyright © 2016-2024, ASSA ABLOY Access and Egress Hardware Group, Inc. All rights reserved. Reproduction in whole or in part without the express written permission of ASSA ABLOY Access and Egress Hardware Group, Inc. is prohibited. Patent pending and/or patent www.assaabloydss.com/patents.

# NEXTOUCH® EXIT TRIM

Copyright © 2016-2024, ASSA ABLOY Access and Egress Hardware Group, Inc. All rights reserved. Reproduction in whole or in part without the express written permission of ASSA ABLOY Access and Egress Hardware Group, Inc. is prohibited. Patent pending and/or patent www.assaabloydss.com/patents.

# HOW TO ORDER

## Exit Trim

| Quantity | Lever Design | Series | Function | ^Technology | Finish | Advanced Functions | Cylinder/ Keyway | Hand* | Door Thickness |
|---|---|---|---|---|---|---|---|---|---|
| | AU – Augusta<br>MO – Monroe<br>PB – Pacific Beach | NTT nexTouch® Keypad Exit Trim | 613 - Pushbutton Keypad - Key Override<br>623 - Capacitive Touch - Key Override | ACC - Data-on-Credential | 605 – Bright brass, clear coated<br>613E – Dark oxidized bronze - equivalent<br>626 – Satin chrome plated<br>BSP – Black suede powder coat | DPS** | 2153 cylinder keyed random standard, see pages 42-44 for additional options | RHR<br>LHR | 1-3/4"<br>2-1/4" |

*Lock is field reversible
**Use DPS option code for Advanced Functions. An auxiliary Door Position Sensor (DPS) must be installed with the lock to enable Privacy function. If DPS is not included in the parts string, the Door Position Sensor will not be supplied with the lock. Note that selecting DPS option code will incur an upcharge. See current pricelist.

## Build Your Order String

| Quantity | Lever Design | Series | Function | ^Technology | Finish | Advanced Functions | Cylinder/ Keyway | Hand | Door Thickness |
|---|---|---|---|---|---|---|---|---|---|
| Example: | AU | NTT | 623 | ACC | 626 | | 2153 | RHR | 1-3/4" |
| Example: | PB | NTT | 623 | ACC | BSP | DPS | 2153 | LHR | 1-3/4" |

## Packing

Each box has a paper door marker, combination wood and machine screws, four AA alkaline batteries, Allen wrench and easy-to-follow installation and programming instructions. Cylinder functions supplied with two keys. When ordered with ACC functionality, the NTX600-ACC-Key module is included in the box.

^nexTouch ACCENTRA lock part numbers NTT613 & NTT623 can be used as a stand alone, keypad only function by removing the ACCENTRA radio module from the lock. **These part numbers can NOT be upgraded for use with a Z-Wave compatible system.**


Copyright © 2016-2024, ASSA ABLOY Access and Egress Hardware Group, Inc. All rights reserved. Reproduction in whole or in part without the express written permission of ASSA ABLOY Access and Egress Hardware Group, Inc. is prohibited. Patent pending and/or patent www.assaabloydss.com/patents.

# TRIM DESIGNS

## Exit Trim

| AUGUSTA AU*<br>**AU Lever Handle:** Cast | MONROE MO<br>**MO Lever Handle:** Cast | PACIFIC BEACH PB*<br>**PB Lever Handle:** Cast |
|---|---|---|
| | | |
| 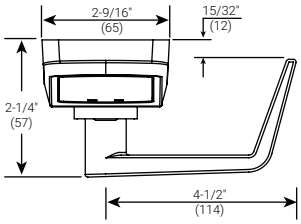  | 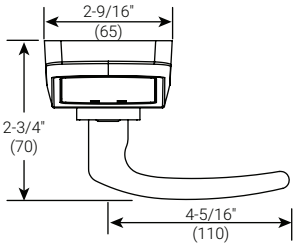  | 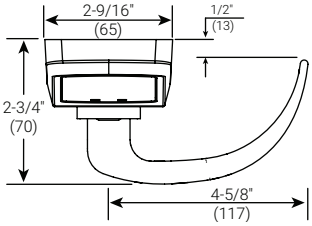  |

*Meets California State Reference Code for lever return



Copyright © 2016-2024, ASSA ABLOY Access and Egress Hardware Group, Inc. All rights reserved. Reproduction in whole or in part without the express written permission of ASSA ABLOY Access and Egress Hardware Group, Inc. is prohibited. Patent pending and/or patent www.assaabloydss.com/patents.

# FINISHES

## Exit Trim

| ANSI/BHMA Code<br>Finish Description | | | |
|---|---|---|---|
| **605**<br>**Bright Brass, Clear Coated** | **613E**<br>**Dark Oxidized Satin Bronze - equivalent** | **626**<br>**Satin Chrome Plated** | **BSP**<br>**Black Suede Powder Coat** |
| | |  | |


Copyright © 2016-2024, ASSA ABLOY Access and Egress Hardware Group, Inc. All rights reserved. Reproduction in whole or in part without the express written permission of ASSA ABLOY Access and Egress Hardware Group, Inc. is prohibited. Patent pending and/or patent www.assaabloydss.com/patents.

# FUNCTIONS

## Exit Trim

| NTT613 Pushbutton<br>NTT623 Touchscreen |
|---|
| **No Deadbolt With Cylinder Override**<br>• For doors that require mechanical key override.<br>• Bolt retracted by pushbar on interior and lever on outside except when outside lever is locked.<br>• Key override unlocks the outside lever only.<br>• Deadlocking rim bolt.<br> 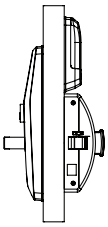 <br>Outside Inside |


Copyright © 2016-2024, ASSA ABLOY Access and Egress Hardware Group, Inc. All rights reserved. Reproduction in whole or in part without the express written permission of ASSA ABLOY Access and Egress Hardware Group, Inc. is prohibited.
Patent pending and/or patent www.assaabloydss.com/patents.

## Exit Trim

### Conventional Cylinders

| Illustration | Cylinder Model Number | Application | Cam | Length | |
|---|---|---|---|---|---|
| | | | | 6-Pin | 7-Pin |
| | 2153 | Standard cylinder | 2160 | 1-1/8” | 1-1/4” |

*Contact Technical Product Support for cylinder collar requirements when ordering these cylinders separately.

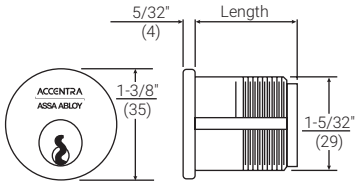


### Interchangeable Core Mortise Cylinders

| Cylinder Model Number | Application | Cam | Length | Pins | Housing Only Model Number | Core Only Model Number |
|---|---|---|---|---|---|---|
| 2196 | Standard Cylinder | 2160 | 1-1/2" | 6 | 2221 | 1210 |
| 2197 | Standard Cylinder | 2160 | 1-11/16" | 7 | 2213 | 1220 |

Note: When ordering interchangeable core cylinders or cores only, control keys are not furnished. If control keys are required they must be ordered separately.

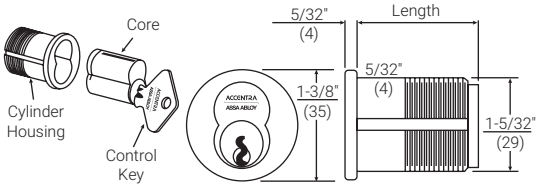



Copyright © 2016-2024, ASSA ABLOY Access and Egress Hardware Group, Inc. All rights reserved. Reproduction in whole or in part without the express written permission of ASSA ABLOY Access and Egress Hardware Group, Inc. is prohibited. Patent pending and/or patent www.assaabloydss.com/patents.

## Exit Trim (Continued)

### Security Cylinders

Security cylinders contain two independent locking mechanisms. The first is a traditional 6- or 7-pin tumbler mechanism with spool drivers for greatly increased picking resistance.

The second is an innovative 5-tumbler rotating disc mechanism with sidebar engagement. The rotating discs are spring-loaded and block the bottom of the keyway.

**Illustration**

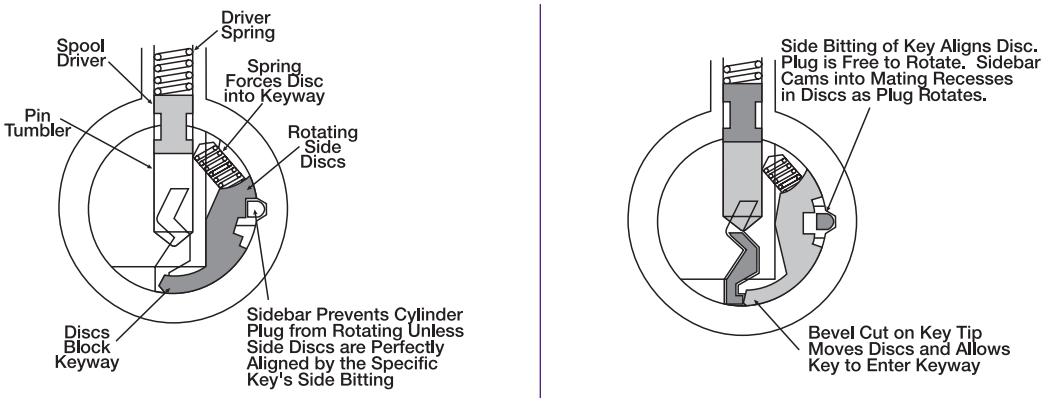


## Security/High-Security Mortise Cylinders

| Model Number | Application | Cam | Length | |
|---|---|---|---|---|
| | | | 6-pin | 7-pin |
| 5153 | Standard Cylinder | 2160 | 1-1/8"<br>1-1/4" | 1-1/4" |

## Security Interchangeable Core Mortise Cylinders

| Cylinder Model Number | Application | Cam | Length | Pins | Housing Only Model Number | Core Only Model Number |
|---|---|---|---|---|---|---|
| 5196 | Standard Cylinder | 2160 | 1-1/2" | 6 | 2221 | 5210 |
| 5197 | Standard Cylinder | 2160 | 1-11/16" | 7 | 2213 | 5220 |

Note: When ordering interchangeable core cylinders or cores only, control keys are not furnished. If control keys are required they must be ordered separately.


Copyright © 2016-2024, ASSA ABLOY Access and Egress Hardware Group, Inc. All rights reserved. Reproduction in whole or in part without the express written permission of ASSA ABLOY Access and Egress Hardware Group, Inc. is prohibited. Patent pending and/or patent www.assaabloydss.com/patents.

## Exit Trim (Continued)

### Other Manufacturers' Keyway Cylinders/Cores

| Illustration | Model Number | Type | Cam | Length | Pins | Housing Only Model Number | Core Only Model Number |
|---|---|---|---|---|---|---|---|
| | A620 | Small Format IC Mortise, includes Best® Keyway Core. Available keyed random, master keyed or uncombinated. Specify keyway A, B, C, D, E, F, G, H, J, K, L or M. | KC1 | 1-1/4" | 6 | K660 | A600 |
| | | | | 1-3/8" | 6 or 7 | | |
| | 2553 | Fixed Core Mortise Schlage® "C" Keyway Cylinder. Available 0-bitted or keyed random. | 2160 | 1-1/8" | 6 | N/A | N/A |

## ACCENTRA Keymark®

For those applications requiring protected key control, ACCENTRA KeyMark® cylinders guard against unauthorized key duplication. The ACCENTRA KeyMark Security Leg® keyway feature increases resistance against picking and impressioning and can easily retrofit into existing systems. For further details and availability, refer to the separate ACCENTRA KeyMark catalog.

### Protected Keyway Mortise Cylinders

| Model Number | Type | Cam | Length | Pins | Housing Only Model Number | Core Only Model Number |
|---|---|---|---|---|---|---|
| K100 | Fixed Core Mortise | KC1 | 1-1/8" | 6 or 7 | N/A | N/A |
| K820 | Large Format IC Mortise | KC1 | 1-1/2" | 6 | K860 | K800 |
| | | | 1-11/16" | 7 | | |
| K620 | Small Format IC Mortise | KC1 | 1-1/4" | 6 | K660 | K600 |
| | | | 1-3/8" | 6 or 7 | | |


Copyright © 2016-2024, ASSA ABLOY Access and Egress Hardware Group, Inc. All rights reserved. Reproduction in whole or in part without the express written permission of ASSA ABLOY Access and Egress Hardware Group, Inc. is prohibited. Patent pending and/or patent www.assaabloydss.com/patents.

# CYLINDER COLLARS

## Exit Trim

Cylinder collars are supplied as standard where required with those locksets supplied with cylinders. Collar size and thickness are supplied to suit the length of the cylinder, the thickness of the door and the trim ordered. (If door thickness is not specified, collars will be furnished for 1-3/4" (44mm) door.)

Collar length required must be specified for cylinders and/or housings ordered separately.

**1765 Recessed Cylinder Collar**
**"A" Dimension:** Thicknesses available in 1/16" (2mm) increments from 1/16" (2mm) to 1-15/32" (37mm) as required.
**Material:** Brass, Stainless Steel

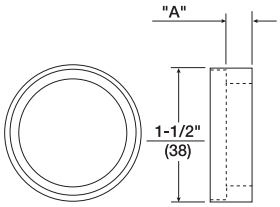



Copyright © 2016-2024, ASSA ABLOY Access and Egress Hardware Group, Inc. All rights reserved. Reproduction in whole or in part without the express written permission of ASSA ABLOY Access and Egress Hardware Group, Inc. is prohibited.
Patent pending and/or patent www.assaabloydss.com/patents.

# DIMENSIONS AND COMPATIBLE EXIT DEVICES

## Exit Trim

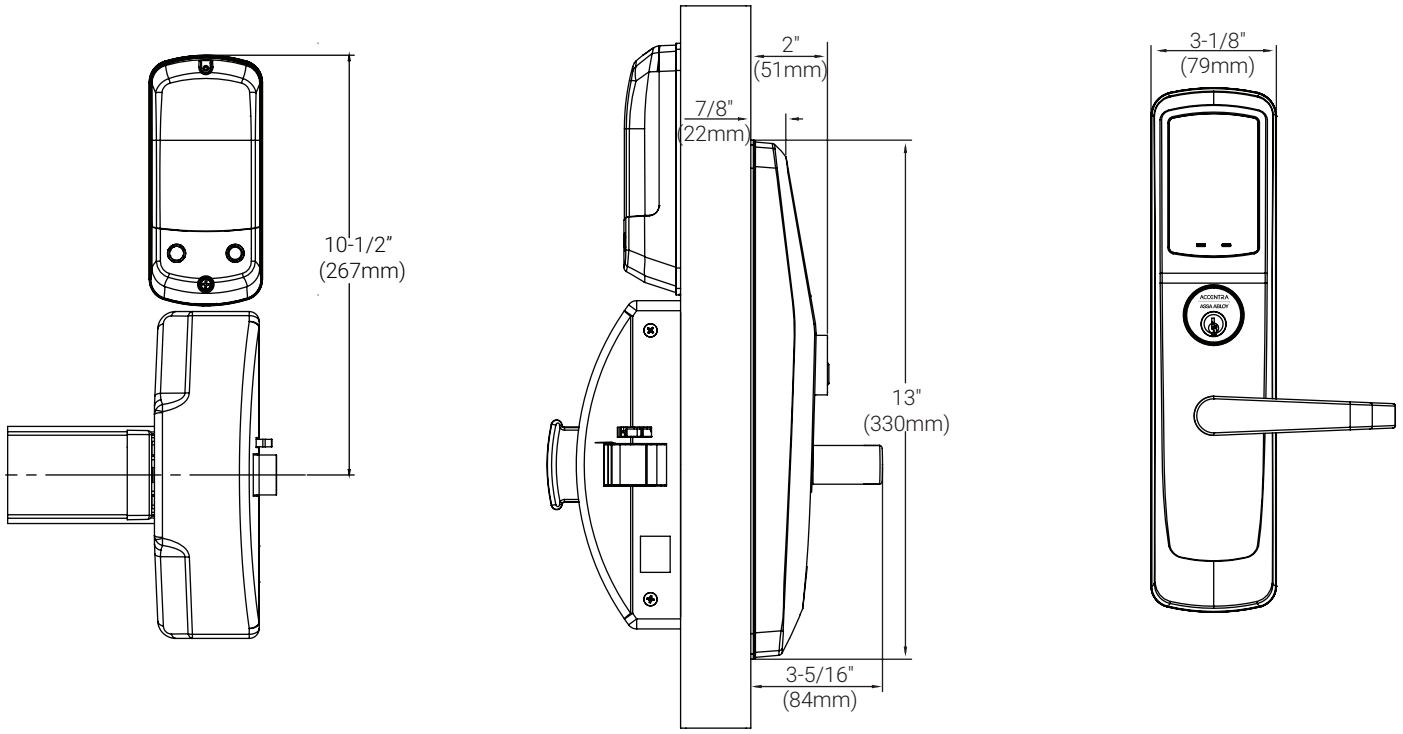


Dimensions given in inches (mm).

## Compatible Exit Devices

Thanks to its patented adjustable mounting posts, ACCENTRA nexTouch® exit trim is compatible with several makes and models of exit devices right out of the box, without the need for separate mounting hardware. Check the chart below to see if yours is a fit.

| Manufacturer | Model/Series Number* |
|---|---|
| Arrow | 3880, S1250 |
| Corbin Russwin | PED/ED5200, PED/ED5200S |
| Dorma | 9300 |
| Falcon® | 25 |
| SARGENT | PE8800/8800 |
| Von Duprin® | 98, 99 |
| ACCENTRA | 1800, 2100/2150, 6100/6150, 7100/7150 |

*Compatible with rim device only. Please contact Technical Product Support for more information.

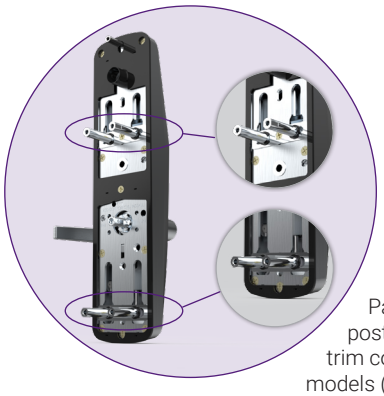

Patented adjustable mounting posts make the nexTouch® exit trim compatible with many exit device models (see chart at left).


Copyright © 2016-2024, ASSA ABLOY Access and Egress Hardware Group, Inc. All rights reserved. Reproduction in whole or in part without the express written permission of ASSA ABLOY Access and Egress Hardware Group, Inc. is prohibited. Patent pending and/or patent www.assaabloydss.com/patents.

## 7000 Series Architectural Exit Device

The ACCENTRA 7000 Series delivers an unparalleled combination of durability, innovation and aesthetics.

## Features

- Premium exit device with high quality steel chassis and heavy-duty components
- Sleek design with a variety of finish options
- ANSI/BHMA Grade 1 Certified
- UL/cUL listed for panic and fire doors
- Windstorm certified
- Five-year mechanical warranty




## Finishes

| ANSI/BHMA Code<br>Finish Description | | | |
|---|---|---|---|
| **605**<br>**Bright Brass, Clear Coated** | **613E**<br>**Dark Oxidized Satin Bronze - equivalent** | **626**<br>**Satin Chrome Plated** | **BSP**<br>**Black Suede Powder Coat** |
| | |  | |

## How To Order

| Model # | Size | Finish | Handing |
|---|---|---|---|
| 7100F – Rim, fire-rated | 36 – Door widths from 36" to 42" | 605 – Bright brass | RHR |
| 7150F - Squarebolt®, fire-rated | 48 – Door widths from 42" to 48" | 613E – Dark satin bronze equivalent | LHR |
| 7150FWS - Squarebolt®, fire-rated, windstorm | | 630 – Satin stainless steel | |
| | | BSP – Black suede powder coat | |


Copyright © 2016-2024, ASSA ABLOY Access and Egress Hardware Group, Inc. All rights reserved. Reproduction in whole or in part without the express written permission of ASSA ABLOY Access and Egress Hardware Group, Inc. is prohibited. Patent pending and/or patent www.assaabloydss.com/patents.

## 6000 Series Commercial Exit Device

The ACCENTRA 6000 Series offers clean, modern lines and smooth, quiet operation in any application.

### Features

- Attractive modern design available in a range of finishes
- Uniquely engineered for smooth operation and noise reduction
- ANSI/BHMA Grade 1 Certified
- UL/cUL listed for panic and fire doors
- Ten-year mechanical warranty




### Finishes

| ANSI/BHMA Code<br>Finish Description | | | |
|---|---|---|---|
| **605**<br>**Bright Brass, Clear Coated** | **613E**<br>**Dark Oxidized Satin Bronze - equivalent** | **626**<br>**Satin Chrome Plated** | **BSP**<br>**Black Suede Powder Coat** |
| | |  | |

### How To Order

| Model # | Size | Finish | Handing |
|---|---|---|---|
| 6100F – Rim, fire-rated | 36 – Door widths from 36" to 42" | 605 – Bright brass | RHR |
| 6150F – Squarebolt®, fire-rated | 48 – Door widths from 42" to 48" | 613E – Dark satin bronze equivalent | LHR |
| | | 630 – Satin stainless steel | |
| | | BSP – Black suede powder coat | |


Copyright © 2016-2024, ASSA ABLOY Access and Egress Hardware Group, Inc. All rights reserved. Reproduction in whole or in part without the express written permission of ASSA ABLOY Access and Egress Hardware Group, Inc. is prohibited. Patent pending and/or patent www.assaabloydss.com/patents.

## 2100 Series Economy Exit Device

2100 Series Exit Devices from ACCENTRA feature sturdy construction for reliable function in economy applications.

## Features

- Strong and reliable design meets the rigors of demanding environments
- High grade steel components
- ANSI/BHMA Grade 1 Certified
- UL/cUL listed for panic and fire rated doors
- Three-year mechanical warranty




## Finishes

| ANSI/BHMA Code<br>Finish Description | | |
|---|---|---|
| **613E**<br>**Dark Oxidized Satin Bronze - equivalent** | **630**<br>**Satin Stainless Steel** | **BSP**<br>**Black Suede Powder Coat** |
| | | |

## How To Order

| Model # | Size | Finish | Handing |
|---|---|---|---|
| 2100F – Rim, fire-rated | 36 – Door widths from 36" to 42" | 613E – Dark satin bronze equivalent | RHR |
| 2100FWS - Rim, fire-rated, windstorm | 48 – Door widths from 42" to 48" | 630 – Satin stainless steel | LHR |
| 2150F - Squarebolt®, fire-rated | | BSP – Black suede powder coat | |


Copyright © 2016-2024, ASSA ABLOY Access and Egress Hardware Group, Inc. All rights reserved. Reproduction in whole or in part without the express written permission of ASSA ABLOY Access and Egress Hardware Group, Inc. is prohibited. Patent pending and/or patent www.assaabloydss.com/patents.

# OPTIONS AND ACCESSORIES

## Exit Trim

| Model/Part Number | Description |
|---|---|
| 784 | Optional remote 9VDC power supply with plug-in wall transformer (used for hardwiring up to two nexTouch® locks). |
| WH-28 | Remote power and request to enter wire harness. |
| NTX600-ACC-KEY | ACCENTRA module* |
| 14-B600-0111-999 | 3-Wire Door Position Sensor |

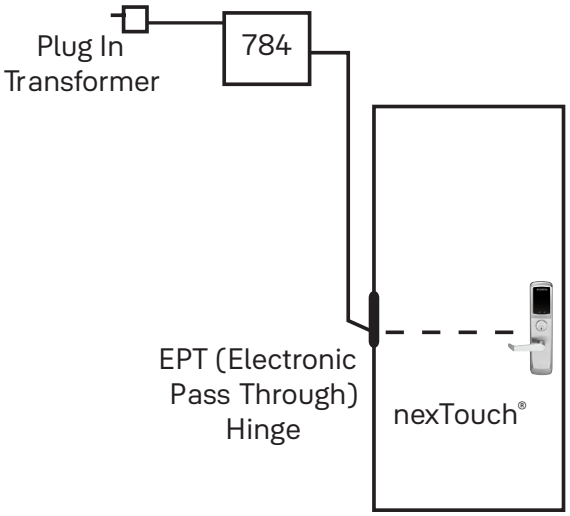


*This technology module can be used to upgrade stand-alone nexTouch® locks for use in the ACCENTRA multi-family solution by enabling data-on-credential technology. This is included when ordering nexTouch® locks with ACC in the order string.

Copyright © 2016-2024, ASSA ABLOY Access and Egress Hardware Group, Inc. All rights reserved. Reproduction in whole or in part without the express written permission of ASSA ABLOY Access and Egress Hardware Group, Inc. is prohibited. Patent pending and/or patent www.assaabloydss.com/patents.

# CERTIFICATIONS AND LISTINGS

## Exit Trim

### ADA

The nexTouch® Series lever design meets accessibility guidelines of the Americans with Disabilities Act and the requirements of the Uniform Federal Accessibility Standards and ICC/ANSI A117.1 Accessible and Usable Buildings and Facilities, all requiring ease of accessibility.

### ANSI/BHMA

nexTouch® exit trim certified ANSI/BHMA A156.3, Grade 1.

### Fire Listings

Functions are UL/cUL Fire Listed for use on fire doors having a rating up to and including 3 hours.

Note: Any retrofit or other field modification to a fire rated opening can potentially impact the fire rating of the opening, and ASSA ABLOY ACCENTRA™ makes no representations or warranties concerning what such impact may be in any specific situation. When retrofitting any portion of an existing fire rated opening, or specifying and installing a new fire-rated opening, please consult with a code specialist or local code official (Authority Having Jurisdiction) to ensure compliance with all applicable codes and ratings.

### FCC

Complies with limits for a Class A digital device, pursuant to part 15 of the FCC Rules.

### ISO 14001

Designed and manufactured under a certified ISO 14001 quality system.

### Warranty

nexTouch® has a three-year limited warranty on the mechanical and electrical components, and a one-year limited warranty on the finish.


Copyright © 2016-2024, ASSA ABLOY Access and Egress Hardware Group, Inc. All rights reserved. Reproduction in whole or in part without the express written permission of ASSA ABLOY Access and Egress Hardware Group, Inc. is prohibited.
Patent pending and/or patent www.assaabloydss.com/patents.

## NexTouch® Interconnected Lock

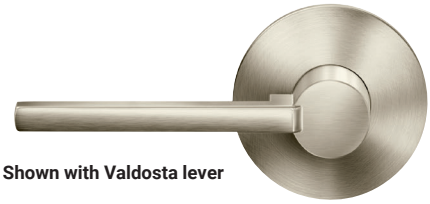

Shown with Valdosta lever



## Technical Specifications

| | |
|---|---|
| **Door Specifications** | 2-1/8" Face Bore, 1" Edge Bore, 4" or 5-1/2" Center to Center |
| **Backset** | 2-3/8" (60mm) or 2-3/4" (70mm) |
| **Door Thickness** | 1-3/8" (35mm) to 1-3/4" (44mm) |
| **Handing** | Field reversible |
| **Latch Faceplate** | 1" (25mm) W x 2-1/4" (57mm) H; round corner standard, square corner available to order |
| **Strike** | 2-1/4" (57 mm) full lip; round corner standard, other strikes available to order |
| **Cylinder** | KW-1 standard, other cylinders/keyways available to order |
| **Keying** | KD (Keyed Different) standard, master keying available to order, or key/cylinder free |
| **Packing** | Box pack |
| **ANSI/BHMA** | Certified ANSI/BHMA A156.12, Grade 2 |
| **UL/cUL** | Listed for 90 minute fire doors |
| **Warranty** | 3-year electronic and mechanical, 1-year finish |
| **Environmental Specifications** | Outside temperature range: -22°F to +140°F (-30°C to +60°C)<br>Inside temperature range: 5°F to +158°F (-15°C to +70°C)<br>Battery temperature range: -14°F to +131°F (-10°C to +55°C)<br>Storage temperature range: -40°F to +85°F (-40°C to +85°C) |
| **Power Source** | Four AA alkaline batteries, included |
| **Credentials** | Seos™ cards, fobs, and ACCENTRA mobile credentials |
| **Firmware Upgradeability** | Locks support on-premise wireless configuration and firmware upgrades |


Copyright © 2016-2024, ASSA ABLOY Access and Egress Hardware Group, Inc. All rights reserved. Reproduction in whole or in part without the express written permission of ASSA ABLOY Access and Egress Hardware Group, Inc. is prohibited. Patent pending and/or patent www.assaabloydss.com/patents.

ACCENTRA
ASSA ABLOY

**Voice Assisted Programming**

Touchscreen shown when activated

**Low Battery Indicator**

**Lockout Indicator**

**Capacitive Touchscreen**

Press ASSA ABLOY logo to wake the lock

Rubber seal protects your door and shields your lock from weather elements.

**Solid Metal Escutcheon** - Provides quality and durability

**Emergency key override**

**Privacy Button** - Prevents unwanted access from the outside at the touch of a button

Motorized tapered deadbolt with anti-cut hardened steel pin

Latchbolt and deadbolt are retracted simultaneously in a single motion for quick and easy egress



Copyright © 2016-2024, ASSA ABLOY Access and Egress Hardware Group, Inc. All rights reserved. Reproduction in whole or in part without the express written permission of ASSA ABLOY Access and Egress Hardware Group, Inc. is prohibited. Patent pending and/or patent www.assaabloydss.com/patents.

## HOW TO ORDER

**Use this outline to build the model number for the nexTouch® Interconnected Lock you require.**

| Function | Technology | Lever | Center to Center | Cylinder*** | Latch | Finish** | Handing |
|---|---|---|---|---|---|---|---|
| NTC623 – Touchscreen interconnected lock<br>NTC643 – Touchscreen interconnected lock - Key Free | ACC – Data-on-Credential | AU – Augusta<br>DE – Delaware<br>MO – Monroe<br>NW – Norwood<br>PB – Pacific Beach<br>VL – Valdosta | 4 - 4"<br>5 - 5-1/2" | KA – KW keyed alike<br>KD – KW keyed different<br>PA – PARA keyed alike<br>PD – PARA keyed different<br>SA – SC keyed alike<br>SD – SC keyed different<br>SF – SFIC* | RC – Radius Corner<br>SC – Square Corner | 619 – Satin Nickel Plated, Clear Coated (US15)<br>0BP – Oil Rubbed Bronze - Permanent (US10BP)<br>BSP – Black Suede Powder Coat | RH<br>LH |

*When ordering SFIC with the interconnected lock, the lock will ship with the SFIC cylinder housing factory installed and it will ship less cylinder.
**Split finish can be ordered by specifying outside finish/inside finish, e.g. 619/0BP would result in all exterior hardware in 619 and all interior and strike hardware in 0BP
***Not included with NTC643

## Build Your Order String

| Quantity | Function | Technology | Lever Design | Center to Center | Cylinder | Latch | Finish | Handing |
|---|---|---|---|---|---|---|---|---|
| Example: | NTC623 | ACC | NW | 4 | KD | RC | 619 | RH |
| Example: | NTC643 | ACC | VL | 5 | — | RC | 0BP | LH |

Notes:
- The nexTouch® interconnected lock comes standard with three latches:
  - One adjustable backset deadbolt latch
  - One 2-3/8" backset lever latch
  - One 2-3/4" backset lever latch
- Non-standard latches must be ordered separately.
- Latches shipped as radius corner unless otherwise specified. See options for availability.
- All master key, builder key or keyed alike requests must be added to the order as a note.
- BSP locks ship with BSP finished installation hardware.

## Packing

Each box includes a paper door marker, combination wood and machine screws, four AA Alkaline batteries, Allen wrench, lever removal tool, hardware accessories, cylinder functions supplied with two keys, and easy-to-follow installation and programming instructions.


Copyright © 2016-2024, ASSA ABLOY Access and Egress Hardware Group, Inc. All rights reserved. Reproduction in whole or in part without the express written permission of ASSA ABLOY Access and Egress Hardware Group, Inc. is prohibited. Patent pending and/or patent www.assaabloydss.com/patents.

# NEXTOUCH® INTERCONNECTED LOCK

## Lever Designs

| AUGUSTA AU | DELAWARE DW | MONROE MO |
|---|---|---|
| |  | |
| **NORWOOD NW** | **PACIFIC BEACH PB** | **VALDOSTA VL** |
| | | |

## Finishes

| ANSI/BHMA Code<br>Finish Description | | |
|---|---|---|
| **619 (US15)<br>Satin Nickel Plated,<br>Clear Coated** | **0BP (US10BP)<br>Oil Rubbed Bronze -<br>Permanent** | **BSP – Black Suede<br>Powder Coat** |
| | | |

BSP locks ship with BSP finished installation hardware.

## Functions

| NTC623<br>Touchscreen - with Cylinder | NTC643<br>Touchscreen - No Cylinder/Key Free |
|---|---|
| • Uses nexTouch® touchscreen.<br>• Single point lock.<br>• Latchbolt retracted by lever outside with presentation of valid credential, with valid PIN code, or by operating lever inside.<br>• Deadbolt activated electronic touchscreen interaction or by key outside; inside by T-turn.<br>• Interior lever retracts latch and deadbolt simultaneously. | • Uses nexTouch® touchscreen.<br>• Single point lock.<br>• Latchbolt retracted by lever outside with presentation of valid credential, with valid PIN code, or by operating lever inside.<br>• Deadbolt activated electronic touchscreen interaction; inside by T-turn.<br>• Interior lever retracts latch and deadbolt simultaneously. |
| <br>Outside Inside | <br>Outside Inside |


Copyright © 2016-2024, ASSA ABLOY Access and Egress Hardware Group, Inc. All rights reserved. Reproduction in whole or in part without the express written permission of ASSA ABLOY Access and Egress Hardware Group, Inc. is prohibited. Patent pending and/or patent www.assaabloydss.com/patents.

# DIMENSIONS

## Center to Center Dimensions

**Electronic**
All electronic locksets available as 4" or 5-1/2" center to center dimension. Must be ordered this way from the factory and are not field changeable

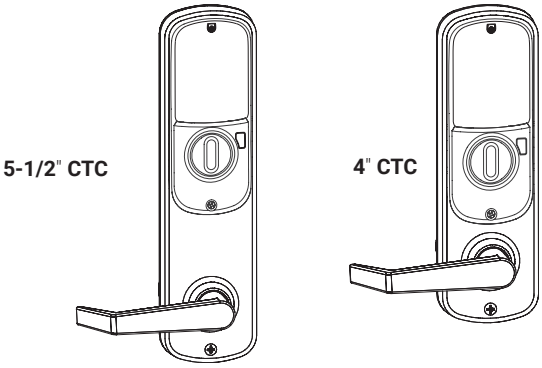


## Product Dimensions

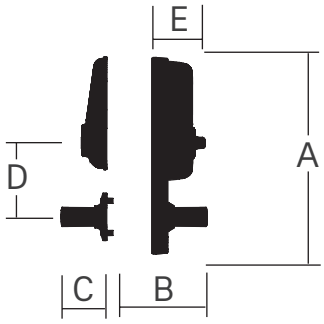


| Dimensions | | | | |
|---|---|---|---|---|
| A | B | C | D | E |
| 10-5/8"<br>12-1/8" | 2-5/8" | 2-1/2" | 4"<br>5-1/2" | 2-13/16" |

# CYLINDERS

## Fixed Core

| Keyway | Description | Model Number | Number of Pins |
|---|---|---|---|
| Kwikset | Available KR, KA, MK | 3809-178S* | 5 |
| ACCENTRA PARA | Available 0-bitted, KR, KA, MK, BK | 1809-178S* | 6 |
| Schlage® C | Available 0-bitted, KR, KA, MK | 2809-178S* | 5 |

Note: Please indicate special keying requests such as builder keying (BK) or master keying (MK) on your order.
*Specify finish and keying.

## Interchangeable Core

When ordering SFIC with the interconnected lock, the lock will ship with the SFIC cylinder housing factory installed and it will ship less cylinder. Cores can be ordered separately using model numbers A600 or K600.


Copyright © 2016-2024, ASSA ABLOY Access and Egress Hardware Group, Inc. All rights reserved. Reproduction in whole or in part without the express written permission of ASSA ABLOY Access and Egress Hardware Group, Inc. is prohibited. Patent pending and/or patent www.assaabloydss.com/patents.

# LATCHBOLTS

## Lockset Latches

Plain latchbolts are supplied for the lockset of the interconnected lock.

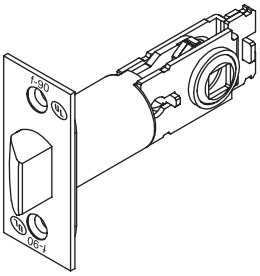


| Plain | | | | | |
|---|---|---|---|---|---|
| **Part No.** | **Front** | **Backset** | **Front Width** | **Throw** | **Latch Diameter** |
| YR01802*U | Round | 2-3/8" (60mm) | 1" (25mm) | 1/2" (13mm) | 7/8" (22mm) |
| YR01804*U | Square | 2-3/8" (60mm) | 1" (25mm) | 1/2" (13mm) | 7/8" (22mm) |
| YR01806*U | Round | 2-3/4" (70mm) | 1" (25mm) | 1/2" (13mm) | 7/8" (22mm) |
| YR01808*U | Square | 2-3/4" (70mm) | 1" (25mm) | 1/2" (13mm) | 7/8" (22mm) |

*Specify finish when ordering:
619
10BP
BSP

Note: All latchbolts are only available with flat fronts, not recommended for beveled doors.
1-1/8" latch filler provided.

## Deadbolt Latches

Adjustable backset deadbolt latches are supplied standard for the deadbolt of the interconnected lock.

| Model No. | Description | Front | Backset | "W" Front Width | Throw |
|---|---|---|---|---|---|
| AYRDB-R90 * | Adjustable deadbolt latch | Round | Adjustable^ | 1" (25mm) | 1" (25mm) |
| AYRDB-SQ90* | Adjustable deadbolt latch | Square | Adjustable^ | 1" (25mm) | 1" (25mm) |

* Specify finish (619, 10BP, BSP)
^Adjustable between 2-3/8" and 2-3/4"

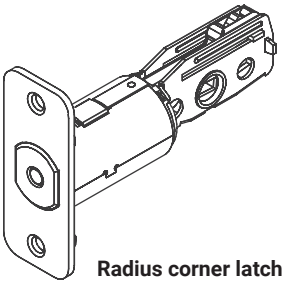

**Radius corner latch**

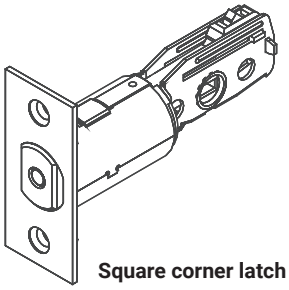

**Square corner latch**



Copyright © 2016-2024, ASSA ABLOY Access and Egress Hardware Group, Inc. All rights reserved. Reproduction in whole or in part without the express written permission of ASSA ABLOY Access and Egress Hardware Group, Inc. is prohibited.
Patent pending and/or patent www.assaabloydss.com/patents.

# STRIKES

nexTouch® interconnected locks are available with a variety of strike options. All strikes are located on the same vertical and horizontal center lines as the latchbolt and deadbolt. All strikes are reversible. Strikes are fabricated of either brass, bronze or stainless steel, depending on the lockset trim finish. When ordering strikes separately, please specify the finish required.

## Lockset

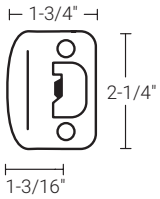


**Model No. YR02000* Full Lip Strike Radius Corner**
Standard. Plastic strike dust box available separately.

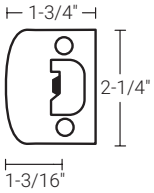


**Model No. YR02001* Full Lip Strike Square Corner**
Optional. Plastic strike dust box available separately.

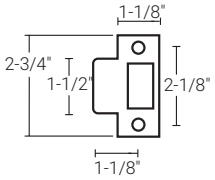


**Model No. YR02020* T-Strike**
Optional. Plastic strike dust box available separately.

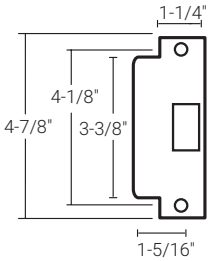


**Model No. YR02030* ANSI 4-7/8 Strike**
Optional. Plastic strike dust box available separately.

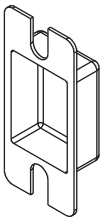

**Model No. YR026003 Plastic Strike Dust Box**
Available separately.

## Deadbolt

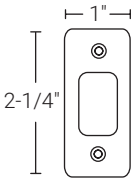


**Model No. AYRD-SCREW* Deadbolt Strike Radius Corner with Screw Pack**
Standard.

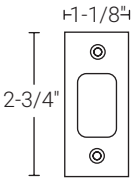


**Model No. YR02086* Universal Deadbolt Strike Square Corner**
Optional strike available for all mechanical units. Plastic strike dust box available separately.

* Specify finish when ordering strikes separately:
619
10BP
Note: See ASSA ABLOY ACCENTRA™ price catalog for additional optional deadbolt strikes.


Copyright © 2016-2024, ASSA ABLOY Access and Egress Hardware Group, Inc. All rights reserved. Reproduction in whole or in part without the express written permission of ASSA ABLOY Access and Egress Hardware Group, Inc. is prohibited. Patent pending and/or patent www.assaabloydss.com/patents.

## NOTES


Copyright © 2016-2024, ASSA ABLOY Access and Egress Hardware Group, Inc. All rights reserved. Reproduction in whole or in part without the express written permission of ASSA ABLOY Access and Egress Hardware Group, Inc. is prohibited.
Patent pending and/or patent www.assaabloydss.com/patents.

## nexTouch® Digital Deadbolt

## Technical Specifications

| | |
|---|---|
| **Door Specifications** | 2-1/8" face bore, 1" edge bore |
| **Backset** | 2-3/8" or 2-3/4" backset |
| **Door Thickness** | 1-3/8"* to 2-1/4"<br>* Thin door kit required for 1-3/8" thick doors |
| **Handing** | Auto handing after installation |
| **Latch** | 2-3/8" to 2-3/4" adjustable |
| **Latch Faceplate** | 1" x 2-1/4" RC (round corner) |
| **Strike** | 1-1/8" x 2-3/4" RC (round corner) |
| **Cylinder** | KW-1 standard, other cylinders/keyways available to order, or key/cylinder free |
| **Keying** | KD (Keyed Different) standard, master keying available to order |
| **Packing** | Box pack |
| **ANSI/BHMA** | Certified ANSI/BHMA A156.36, Grade 2 |
| **UL/cUL** | Functions are UL - cUL Fire Listed for use on fire doors having a rating up to and including 90 minutes |
| **Warranty** | 3-year electronic and mechanical, 1-year finish |
| **Environmental Specifications** | Outside temperature range: -22°F to +140°F (-30°C to +60°C)<br>Inside temperature range: 5°F to +158°F (-15°C to +70°C)<br>Battery temperature range: -14°F to +131°F (-10°C to +55°C)<br>Storage temperature range: -40°F to +85°F (-40°C to +85°C) |
| **Power Source** | Four AA alkaline batteries, included |
| **Credentials** | Seos™ cards, fobs, and ACCENTRA mobile credentials |
| **Firmware Upgradeability** | Locks support on-premise wireless configuration and firmware upgrades |


Copyright © 2016-2024, ASSA ABLOY Access and Egress Hardware Group, Inc. All rights reserved. Reproduction in whole or in part without the express written permission of ASSA ABLOY Access and Egress Hardware Group, Inc. is prohibited. Patent pending and/or patent www.assaabloydss.com/patents.

**Note**: Mechanical locks, including levers, are sold separately.



Copyright © 2016-2024, ASSA ABLOY Access and Egress Hardware Group, Inc. All rights reserved. Reproduction in whole or in part without the express written permission of ASSA ABLOY Access and Egress Hardware Group, Inc. is prohibited. Patent pending and/or patent www.assaabloydss.com/patents.

# HOW TO ORDER & FINISHES

## How To Order

**Use this outline to build the model number for the nexTouch® Digital Deadbolt you require.**

| Function | Technology | Cylinder[1,2] | Finish |
|---|---|---|---|
| NTD623 – Touchscreen deadbolt<br>NTD643 – Touchscreen deadbolt - Key Free | ACC – Data-on-Credential | Standard - KR Keyed Random<br>KA – Keyed Alike<br>0B – 0-Bitted (Schlage and PARA only)<br>MK – Master Keyed<br>CMK – Construction Master Keyed (PARA only) | 619 – Satin Nickel Plated, Clear Coated (US15)<br>0BP – Oil Rubbed Bronze - Permanent (US10BP)<br>BSP – Black Suede Powder Coat |

1. SFIC cylinder housing can be ordered using part number AYRD220-1. Please specify finish. SFIC housing ships separately as an accessory, is supplied less cylinder, and must be field-installed.
2. Not included with NTD643.

## Build Your Order String

| Quantity | Function | Technology | Cylinder | Finish |
|---|---|---|---|---|
| Example: | NTD623 | ACC | KD | 619 |
| Example: | NTD643 | ACC | — | 0BP |

## Finishes

| ANSI/BHMA Code Finish Description | | |
|---|---|---|
| **619 (US15) Satin Nickel Plated, Clear Coated** | **0BP (US10BP) Oil Rubbed Bronze - Permanent** | **BSP – Black Suede Powder Coat** |
| | | |

Notes:
- The nexTouch® digital deadbolt comes standard with a round corner adjustable deadbolt latch. Non-standard latches must be ordered separately.
- Doors less than 1-3/4" thick require a thin door kit. See page 64.
- All master key, builder key or keyed alike requests must be added to the order as a note.
- BSP locks ship with BSP finished installation hardware.

## Packing

Each box includes a paper door marker, combination wood and machine screws, four AA Alkaline batteries, strike plate, cylinder functions supplied with two keys, and easy-to-follow installation and programming instructions.


Copyright © 2016-2024, ASSA ABLOY Access and Egress Hardware Group, Inc. All rights reserved. Reproduction in whole or in part without the express written permission of ASSA ABLOY Access and Egress Hardware Group, Inc. is prohibited. Patent pending and/or patent www.assaabloydss.com/patents.

## DIMENSIONS

**nexTouch® Touchscreen Deadbolt Exterior**

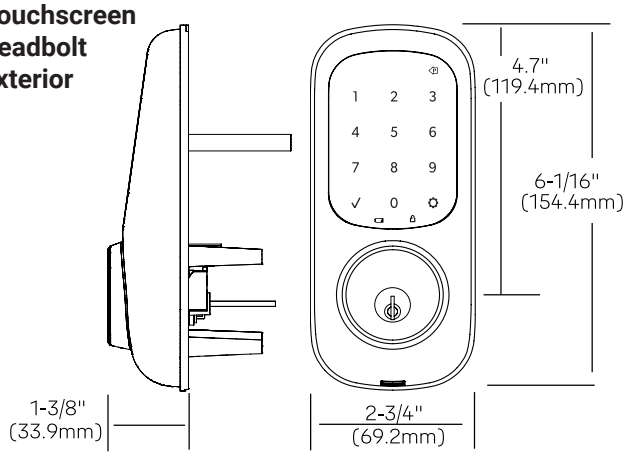


**nexTouch® Lock Interior**

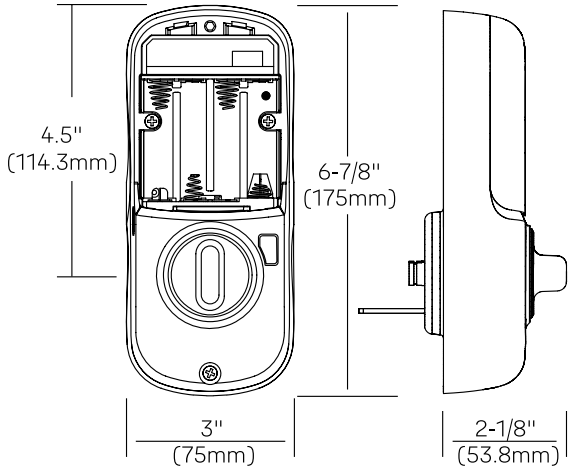



Copyright © 2016-2024, ASSA ABLOY Access and Egress Hardware Group, Inc. All rights reserved. Reproduction in whole or in part without the express written permission of ASSA ABLOY Access and Egress Hardware Group, Inc. is prohibited.
Patent pending and/or patent www.assaabloydss.com/patents.

# CYLINDERS

## Fixed Core

| Cylinder | Description | Model Number | Number of Pins |
|---|---|---|---|
| Kwikset | Available KR, KA, MK | 3809-178S* | 5 |
| ACCENTRA PARA | Available 0-bitted, KR, KA, MK, BK | 1809-178S* | 6 |
| Schlage® C | Available 0-bitted, KR, KA, MK | 2809-178S* | 5 |

Note: Please indicate special keying requests such as builder keying (BK) or master keying (MK) on your order.
*Specify finish.

## Thin Door Kit

Part Number: TDT226
Thin door kit required for doors under 1-3/4" in thickness.

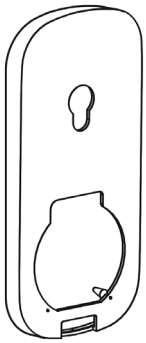

**Front**

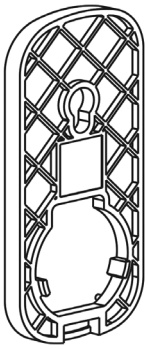

**Back**


Copyright © 2016-2024, ASSA ABLOY Access and Egress Hardware Group, Inc. All rights reserved. Reproduction in whole or in part without the express written permission of ASSA ABLOY Access and Egress Hardware Group, Inc. is prohibited. Patent pending and/or patent www.assaabloydss.com/patents.

# STRIKES

## Deadbolt

| | |
|---|---|
| 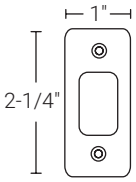 <br>**Model No. 498* Deadbolt Strike Radius Corner with Screw Pack**<br>Standard strike. | 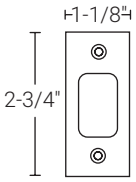 <br>**Model No. 499* Universal Deadbolt Strike Square Corner**<br>Optional strike available for all electromechanical units. Plastic strike dust box available separately. |

Note: BSP locks ship with BSP finished installation hardware.

*Specify finish when ordering strikes separately:
- “6” - 619
- “B” - 10BP


Copyright © 2016-2024, ASSA ABLOY Access and Egress Hardware Group, Inc. All rights reserved. Reproduction in whole or in part without the express written permission of ASSA ABLOY Access and Egress Hardware Group, Inc. is prohibited. Patent pending and/or patent www.assaabloydss.com/patents.

# LATCHBOLTS

## Deadbolt Latches

Adjustable backset radius corner deadbolt latch is supplied standard. Square corner latch and strike plate must be ordered separately.

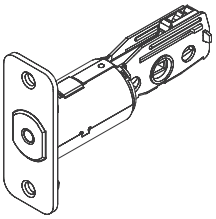

| Model No. | Description | Front | Backset | "W" Front Width | Throw |
|---|---|---|---|---|---|
| 698R* | Adjustable deadbolt latch | Round | Adjustable^ | 1" (25mm) | 1" (25mm) |
| 699A* | Adjustable deadbolt latch | Square | Adjustable^ | 1" (25mm) | 1" (25mm) |

* Specify finish (619, 0BP, BSP). BSP finished hardware ships with 10BP strikes and BSP latch.
^Deadbolt latches are adjustable between 2-3/8" and 2-3/4". Drive-in not pictured.


Copyright © 2016-2024, ASSA ABLOY Access and Egress Hardware Group, Inc. All rights reserved. Reproduction in whole or in part without the express written permission of ASSA ABLOY Access and Egress Hardware Group, Inc. is prohibited. Patent pending and/or patent www.assaabloydss.com/patents.

## SUITING YOUR HARDWARE

nexTouch® is available in unique finishes that suite through your facility no matter which door you're outfitting. See the matrix below to reference similar matches across product lines.

| Finish | Black Suede Powder Coat | Satin Nickel Plated, Clear Coated | Satin Chrome Plated | Satin Stainless Steel | Dark Oxidized Satin Bronze Equivalent | Oil Rubbed Bronze | Bright Brass,Clear Coated |
|---|---|---|---|---|---|---|---|
| **Code** | **BSP** | **619** | **626** | **630** | **613E** | **OBP** | **605** |
| nexTouch® Products (Cylindrical, Mortise, Exit Trim) | X | | X | | X | | X |
| Exit Devices | X | | | X | X | | X |
| nexTouch® Products (Deadbolt and Interconnected) | X | X | | | | X | |

| ANSI/BHMA Code<br>Finish Description | | | |
|---|---|---|---|
| **BSP**<br>**Black Suede Powder Coat** | **619**<br>**Satin Nickel Plated, Clear Coated** | **626**<br>**Satin Chrome Plated** | **630**<br>**Satin Stainless Steel** |
| | |  | |
| **613E**<br>**Dark Oxidized Satin Bronze - equivalent** | **OBP**<br>**Oil Rubbed Bronze** | **605**<br>**Bright Brass, Clear Coated** | |
| | | | |


Copyright © 2016-2024, ASSA ABLOY Access and Egress Hardware Group, Inc. All rights reserved. Reproduction in whole or in part without the express written permission of ASSA ABLOY Access and Egress Hardware Group, Inc. is prohibited. Patent pending and/or patent www.assaabloydss.com/patents.

The ASSA ABLOY Group is the global leader in access solutions. Every day, we help billions of people experience a more open world.

ASSA ABLOY Opening Solutions leads the development within door openings and products for access solutions in homes, businesses and institutions. Our offering includes doors, frames, door and window hardware, mechanical and smart locks, access control and service.

ACCENTRA
ASSA ABLOY

**TECHNICAL SUPPORT**
(troubleshooting, product use and application, returns)
Tel: 855-557-5078
Email: techsupport.accentra@assaabloy.com

**CUSTOMER SUPPORT**
(orders, product configuration, pricing, lead-time)
Tel: 855-557-5078 x2
Email: Customerservice.Accentra@assaabloy.com

**U.S.A.:**
**ASSA ABLOY ACCENTRA™**
**225 Episcopal Road**
**Berlin, CT 06037-4004**
**Tel: 1-800-438-1951**
**Fax: 1-800-338-0965**
**www.accentra-assaabloy.com**

**Canada:**
**ASSA ABLOY Door Security Solutions Canada**
**160 Four Valley Drive**
**Vaughan, Ontario L4K 4T9**
**Tel: 1-800-461-3007**
**Fax: 1-800-461-8989**
**assaabloydss.ca**

**International:**
**ASSA ABLOY Americas International**
**Tel: 1-905-821-7775**
**Fax: 1-905-821-1429**
**assaabloyai.com**

ASSA ABLOY ACCENTRA™ is a brand associated with ASSA ABLOY Access and Egress Hardware Group, Inc., an ASSA ABLOY Group company. Copyright © 2016-2024, ASSA ABLOY Access and Egress Hardware Group, Inc. All rights reserved. Reproduction in whole or in part without the express written permission of ASSA ABLOY Access and Egress Hardware Group, Inc. is prohibited. 42933-08/24