Sensing Control Product Guide

Smart Wallbox Sensors

Smart PIR Wallbox Sensors				
Description	**Cat. No.**	**Color**	**Rating**	**Coverage**
Smart **PIR** 0-10 V Dimming Wallbox Sensor	ODD10-ID	W, I*	General Purpose @ 120 V: 10 A General Purpose @ 277 V: 10 A LED/Electronic Ballast @ 120 V: 8 A LED/Electronic Ballast @ 277 V: 5 A Standard Ballast @ 120 V, 277 V: 10 A Tungsten @ 120 V, 277 V: 6.67 A Motor @ 120 V: 1/4 HP (FLA 5.8 A) Motor @ 277 V: 1/3 HP (FLA 3.0)	180°, 1100 sq. ft. (102 sq. m.)
Smart **PIR** 0-10 V Antimicrobial Wall Switch Sensor	011-ODD10-ID	W		
	012-ODD10-ID	I		
Smart **PIR** Wallbox Sensor	ODS15-GD	W*	General Purpose @ 120 V, 277 V: 20 A LED/Electronic Ballast @ 120 V, 277 V: 10 A Standard Ballast @ 120 V, 277 V: 10 A Tungsten @ 120 V, 277 V: 6.67 A Motor @ 120 V: 1/4 HP (FLA 5.8 A) Motor @ 277 V: 1/3 HP (FLA 3.0) No Neutral Required	
Smart **PIR** Wall Switch Sensor	ODS15-ID	W, I*	General Purpose @ 120-277 VAC, 60 Hz LED/Electronic Ballast @ 120 V, 277 V: 10 A Standard Ballast @ 120 V, 277 V: 10 A Tungsten @ 120 V, 277 V: 6.67 A Motor @ 120 V: 1/4 HP (FLA 5.8 A) Motor @ 277 V: 1/3 HP (FLA 3.0) Neutral Required	
Smart **PIR** Wall Switch Sensor	ODS15-I1	W, I*	General Purpose @ 120 V: 20 A LED/Electronic Ballast @ 120 V: 10 A Standard Ballast @ 120 V: 10 A Tungsten @ 120 V: 6.67 A Motor @ 120 V: 1/4 HP (FLA 5.8 A) Neutral Required	
Smart **PIR** Antimicrobial Wall Switch Sensor	030-ODS15-GDW	W	General Purpose @ 120 V, 277 V: 20 A LED/Electronic Ballast @ 120 V, 277 V: 10 A Standard Ballast @ 120 V, 277 V: 10 A Tungsten @ 120 V, 277 V: 6.67 A Motor @ 120 V: 1/4 HP (FLA 5.8 A) Motor @ 277 V: 1/3 HP (FLA 3.0) No Neutral Required	
	031-ODS15-GDI	I		
	022-ODS15-IDW	W	General Purpose @ 120 V, 277 V: 20 A LED/Electronic Ballast @ 120 V, 277 V: 10 A Standard Ballast @ 120 V, 277 V: 10 A Tungsten @ 120 V, 277 V: 6.67 A Motor @ 120 V: 1/4 HP (FLA 5.8 A) Motor @ 277 V: 1/3 HP (FLA 3.0) Neutral Wire Required	
	018-ODS15-IDI	I		
	017-ODS15-I1W	W	General Purpose @ 120 V: 20 A LED/Electronic Ballast @ 120 V: 10 A Standard Ballast @ 120 V: 10 A Tungsten @ 120 V: 6.67 A Motor @ 120 V: 1/4 HP (FLA 5.8 A) Neutral Wire Required	
	019-ODS15-I1I	I		
Smart **PIR** 24 V Dimming Wallbox Sensor	ODD24-ID	W*	12-24 VDC	
Smart **PIR** Antimicrobial 24 V Dimming Wallbox Sensor	011-ODD24-IDW			

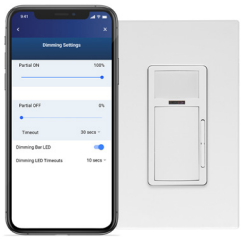

ODD10/ODD24

ODS15

Smart PIR Wallbox Sensors

Description	Cat. No.	Color	Rating	Coverage
Smart **PIR** 1000 W Dimming Sensor	ODP10-I1*	W, I	General Purpose @ 120 V: 20 A LED/Electronic Ballast @ 120 V Magnetic Ballasts @ 120 V Resistive, Tungsten @ 120 V Motor @ 120 V Not rated for use	180°, 1100 sq. ft. (102 SM)
Smart **PIR** Antimicrobial 1000 W Dimming Wallbox Sensor	011-ODP10-I1W	W		
	012-ODP10-I1I	I		

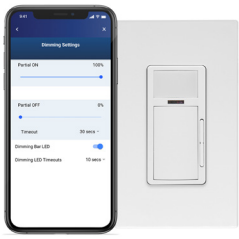

ODS15/ODP10

*Color Change Kits available for Black, Red, Gray, Light Almond, Ivoryand White.
Leviton sensors meet the following applicable agency listings: UL, cUL, FCC, and ICC.
See product data sheets for specific listings.
Note: Antimicrobial Wallplate sold separately. Order 80401-2AW, 1-Gang Decora Antimicrobial Wallplate.

Smart Multi-Tech Wallbox Sensors

Description	Cat. No.	Color	Rating	Coverage
Smart **Multi-Technology** Wallbox Sensor	ODSMT-MD*	W,I	General Purpose @ 120 V, 277 V: 20 A LED/Electronic Ballast @ 120 V, 277 V: 20 A LED/Electronic Ballast @ 120, 277 V: 10 A Standard Ballast @ 120 V, 277 V: 10 A Tungsten @ 120 V, 277 V: 6.67 A Motor @ 120 V: 1/4 HP (FLA 5.8 A) Motor @ 277 V: 1/3 HP (FLA 3.0)	180°, 1100 sq. ft. (102 sq. m.)
Smart **Multi-Technology** 0-10V Dimming Wallbox Sensor	ODDMT-MD*	W,I	General Purpose @ 120 V, 277 V: 10 A LED/Electronic Ballast @ 120 V: 8 A LED/Electronic Ballast @ 277 V: 5 A Standard Ballast @ 120 V, 277 V: 10 A Tungsten @ 120 V, 277 V: 6.67 A Motor @ 120 V: 1/4 HP (FLA 5.8 A) Motor @ 277 V: 1/3 HP (FLA 3.0)	
Smart **Multi-Technology** 24 VDimming Wallbox Sensor	ODDMT-MLW*	W	12-24 VDC	
Smart **Multi-Technology** 120 V 1000 W Dimming Wallbox Sensor	ODP10-M1*	W, I	LED/Electronic Ballast @ 120 V Magnetic Ballasts @ 120 V Resistive, Tungsten @ 120 V Motor @ 120 V Not rated for use	
Smart **Multi-Technology** 1000 W Dimming Wallbox Sensor	ODP10-I1*	W,I	LED/CFL, Electronic Ballast @ 120 V, Magnetic Balallasts @120 V, Resistive Tungsten @120 V: 1000 W (Single Device), 680 W (Two Devices), 600 W (More Than Two Devices)	

ODSMT

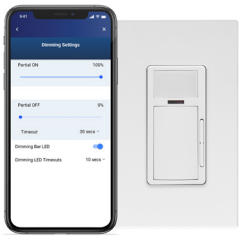

ODDMT/ ODP10

*Color Change Kits available for Black, Red, Gray, Light Almond, Ivory and White.

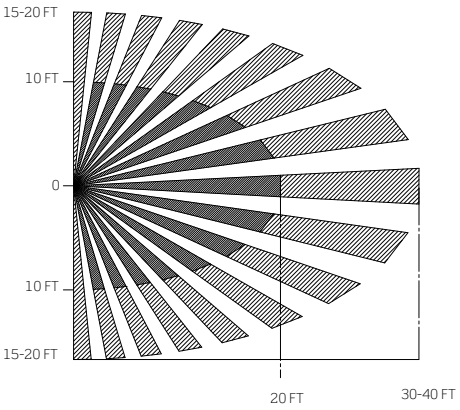

Horizontal Beam Diagram

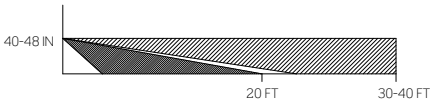

Vertical Beam Diagram

Smart Wallbox Sensor Field-of-View (in feet)

Decora® PIR Occupancy, Vacancy, Motion and Humidity Sensor Light Switches

Decora® Residential Grade Wall Switch Infrared Motion Sensors

Description	Cat. No.	Color	Rating
Decora Wall Switch **PIR** Motion Sensor, Relay Occupancy Sensor, single pole, 180° Field-of-View, 900 sq. ft. coverage	DOS02-0L	W	150 W LED/CFL, 250 W Inc/Halogen, 250 VA ELV, 200 VA MLV, 2A Resistive
	DOS02-1L	I, T	
Decora Wall Switch **PIR** Motion Sensor, Relay Vacancy Sensor, single pole 180° Field-of-View, 900 sq. ft. coverage	DVS02-1L	W	
Decora Wall Switch **PIR** Motion Sensor, Relay Occupancy Sensor, single pole/3-way,180° Field-of-View, 900 sq. ft. coverage	DOS05-1L	Z*	300 W LED/CFL, 600 W Inc/Halogen, 400V A ELV/MLV, 1/4 HP Motor, 5 A Resistive
Decora Wall Switch **PIR** Motion Sensor, Relay Vacancy Sensor, single pole/3-way, 180° Field-of-View, 900 sq. ft. coverage	DVS05-1L	Z	
Decora Wall Switch **PIR** Motion Sensor, Relay Occupancy Sensor, single pole/multi-sensor/multi-way, 180° Field-of-View, 900 sq. ft. coverage	DOS15-1L	Z	600 W LED/CFL,1800 W Inc/Halogen, 1200 VA ELV/MLV/FL, 1/2 HP Motor, 15 A Resistive
Decora Wall Switch **PIR** Motion Sensor, Relay Vacancy Sensor, single pole/multi-sensor/multi-way, 180° Field-of-View, 900 sq. ft. coverage	DVS15-1L	Z	
Decora Combination Wall Switch PIR Motion Sensor and Fan Control, Single Pole	DOD05-1L	W	**Fan Load (Blue Wire)** 1/4 HP Fan 300W LED/CFL 600 W Inc/Halogen 400 VA MLV/ELV **Light Load (Red Wire)** 150 W LED/CFL 250 W Inc/Halogen 200VA MLV 250VA ELV 2A Resistive

DOS02

DOD05

Companion Devices for 3-Way or More applications

Description	Cat. No.	Color	Rating
Decora Smart Switch Companion with LED locator for use in 3-way or more applications when used with the DOS15 or DVS15 Sensor	DD0SR-DL	Z	120 V/277 V 60 Hz

* To order colors, add suffix to basic Cat. No. Products with suffix (-Z) include White, Ivory and Light Almond.

Decora Residential Grade Wall Switch Humidity Sensor and Fan Controls

Description	Cat. No.	Color	Rating
Humidity Sensor and Fan Control, Single Pole	DHS05-1L	W, I, T	300 W LED/CFL 600 W Inc/Halogen 400 VA ELV/MLV 1/4 HP Motor
Combination Humidity Sensor and Fan Control with Light Switch, Single Pole	DHD05-1L	W	**Fan Load (Blue Wire)** 1/4 HP Fan 300 W LED/CFL 600 W Inc/Halogen 400 VA MLV/ELV **Light Load (Red Wire)** 150 W LED/CFL 250 W Inc/Halogen 200 VA MLV 250 VA ELV 2 A Resistive

DHS05

DHD05

Color Change Faceplates for Decora Motion and Humidity Sensors

Description	Cat. No.	Color
Faceplates for Sensors DOSxx, DVSxx, DHS05, no icons	DOSKT-00	W, I, T, G, E, B
Faceplates for Combination Sensors DOD05 and DHD05, no icons	DHDKT-00	

Decora Commercial Grade Wall Switches and Occupancy/Vacancy Sensors

Decora Commercial Grade Wall Switch PIR Occupancy and Vacancy Sensors*				
Description	**Cat. No.**	**Color ****	**Rating**	**Coverage**
Decora Wall Switch **PIR** Occupancy Sensor	ODS06-ID ODS06-IN	W, I	Incandescent: 600 W @ 120 V, LED Fluorescent: 800 VA @ 120 V 1500 VA @ 277 V, 50/60 Hz Motor: 1/4 HP @ 120 V	180°, 2100 sq. ft. (195.10 sq. m.)
Decora Wall Switch **PIR** Occupancy Sensor 347 V Only Model	ODS10-I3	W	Incandescent: 3470 W @ 347 V LED Fluorescent: 347 W @ 347 V, 50/60 Hz Motor: 1/4 HP @ 347 V	
Decora Wall Switch **PIR** Occupancy Sensor	ODS10-ID	W, I, T, G, E, R	Incandescent: 800 W @ 120 V LED Fluorescent: 1200 VA @ 120 V, 2700 VA @ 277 V, For 60 Hz only Motor: 1/4 HP @ 120 V	
Decora Dual-Relay Wall Switch **PIR** Occupancy Sensor with Self-Adaptive Technology Default setting = Conference Room Mode*** Alternate setting = Classroom mode****	ODS0D-ID	W, I, T, G, E, R	Primary Relay- LED Fluorescent: 1200 VA @ 120 V, 2700 VA @ 277 V; Incandescent: 800 W @ 120 V Secondary Relay- LED Fluorescent: 800 VA @ 120 V, 1200 VA @ 277 V; Incandescent: 800 W @ 120 V. 50/60 Hz	
Protective Cage for Wall Switch Sensors	OSWWG-P0W	—	—	—

*Consult with factory for 208, 220, 230, and 240V load ratings.
**Add to end of catalog number suffix for color of switch: White (W), Ivory (I), Light Almond (T), Gray (G), Ebony (E) and Red (R) available on select models. Wallplates sold separately.
***In Conference Room Mode, both primary and secondary relays respond to ambient light override.
****In Classroom Mode, primary relay responds only to ambient light override
Leviton sensors meet the following applicable agency listings: UL, cULus, ETL, CSA and NOM. See product data sheets for specific listings.

ODS06-INW/ODS06-IDW
ODS10-IDW

ODS0D-IDW

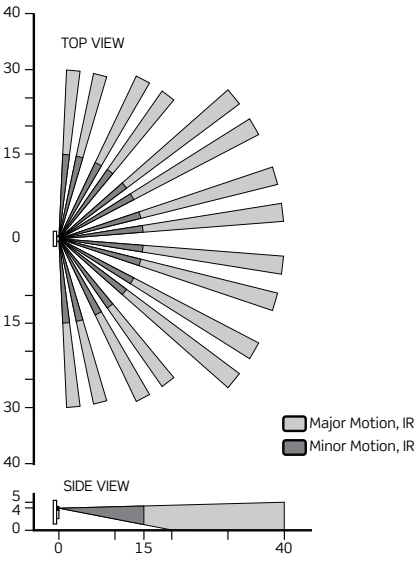

ODSxx
Field-of-View (in feet)

Decora Wall Switch PIR Occupancy and Vacancy Sensors

Decora Wall Switch - Lev-Lok® Models, 20 A			
Description	**Cat. No.**	**Color**	**Rating**
Decora Wall Switch **PIR** Occupancy Sensor - Lev-Lok® Model	MDS10-ID	W, I, T, G, E	Incandescent: 800 W @ 120 V Fluorescent: 120 VA @120 V, 2700 VA @ 277 V 50/60 Hz Motor: 1/4 HP @ 120 V
Decora Wall Switch **PIR** Occupancy Sensor - Lev-Lok® Model	MDS15-ID		
Decora Wall Switch **Multi Technology** Occupancy Sensor with No Netural - Lev-Lok® Model	MSSMT-GD		Incandescent/Tungsten: 800 W @ 120 V Fluorescent: 1200 VA @ 120 V, 2700 VA @ 277 V 60 Hz Motor: 1/4 HP @ 120 V

MDS10

Wiring Modules for use with Lev-Lok® Sensors		
Description	**Cat. No.**	**Color**
Stranded	MSPSW-XST	Yellow
Solid	MSPSW-XSD	Yellow

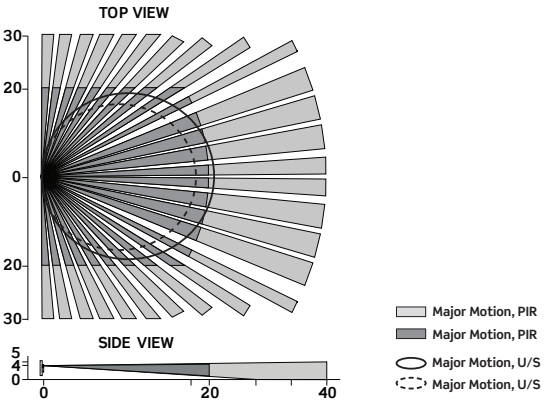

MDSxx/MSSMT
Field of View (in feet)

Digital Timer			
Description	**Cat. No.**	**Color**	**Rating**
Programmable Digital Indoor Timer, Wallplate Included	TS300-0DW	W	120 VAC, 15 A Resistive, 10 A Ballast, 1200 W LED lamp driver, 8 A Tungsten 1/4 HP Motor 360 VA Pilot duty 277 VAC, 15 A Resistive, 10 A Ballast

TS300

Decora Wall Switch Multi-Technology Occupancy and Vacancy Sensors

Decora Commercial Grade Wall Switch Multi-Technology (PIR & Ultrasonic) Occupancy and Vacancy Sensors*

Description	Cat. No.	Color	Rating	Coverage
Decora Wall Switch **Multi-Technology** Occupancy Sensor with Self-Adaptive Technology	OSSMT-MD	W, I, T, G, E, R	Incandescent/Tungsten: 800 W @ 120 V Fluorescent: 1200 VA @ 120 V, 2700 VA @ 277 V Motor: 1/4 HP @ 120 V 50/60 Hz	180°, 2400 sq. ft. (222.97 sq. m.)
Decora Wall Switch **Multi-Technology** Vacancy Sensor with Self-Adaptive Technology	OSSMT-TM	I, T		
Decora Wall Switch **Multi-Technology** Occupancy Sensor with Self-Adaptive Technology - 347 V Only Model	OSSMT-M3	W, I	Incandescent/Tungsten: 800 W @ 120 V Fluorescent: 1200 VA @ 120 V, 2700 VA @ 277 V, 1500 VA @ 347 V Motor: 1/4 HP @ 120 V	
Decora Wall Switch **Multi-Technology** Occupancy Sensor with no neutral wire required for installation	OSSMT-GD	W, I, T, G, E, R	Incandescent/Tungsten: 800 W @ 120 V Fluorescent: 1200 VA @ 120 V, 2700 VA @ 277 V. Motor: 1/4 HP @ 120 V, 50/60 Hz	
Decora Wall Switch **Multi-Technology** Vacancy Sensor with No Neutral	OSSMT-GT	I, T		
Decora Dual Relay Wall Switch **Multi-Technology** Occupancy Sensor	OSSMD-MD	W, I	Primary Relay — Fluorescent 1200 VA @ 120 V, 2700 VA @ 277 V Incandescent: 800 W @ 120 V Secondary Relay — Fluorescent: 800 VA @ 120 V, 1200 VA @ 277 V; Incandescent: 800 W @ 120 V Motor: 1/4 HP @ 120 V, 50/60 Hz	
Decora Dual Relay Wall Switch **Multi-Technology** Occupancy Sensor with no neutral wire required for installation	OSSMD-GD			
Protective Cage for Wall Switch Sensors	OSWWG-P0W	W	—	—

*Consult with factory for 208, 220, 230, and 240V load ratings.
Leviton sensors meet the following applicable agency listings: UL, cULus, ETL, CSA and NOM.
See product data sheets for specific listings.

OSSMT-MDW/
OSSMT-GDW

OSSMD-MDW/
OSSMD-GDW

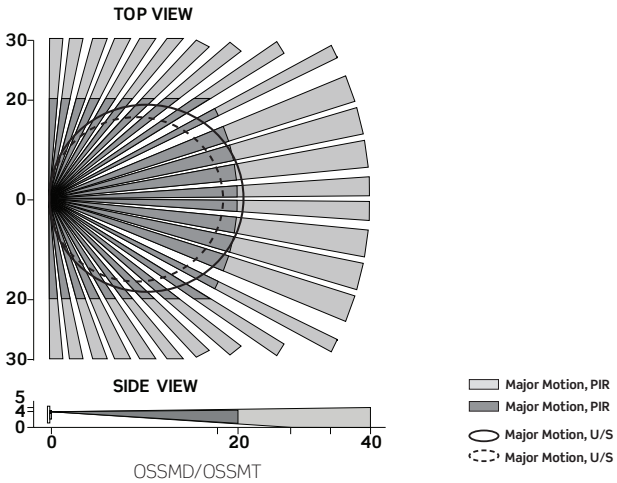

OSSMD/OSSMT
Field of View (in feet)

Self-Contained PIR Line Voltage Occupancy Sensors

Self-Contained Infrared Ceiling Mount Occupancy Sensors				
Description	**Cat. No.**	**Color**	**Rating**	**Coverage**
Self-Contained Ceiling Mount **PIR** Occupancy Sensor and Switching Relay, 120 V	ODC0S-I1W	W	Incandescent: 1000 W @ 120 V Fluorescent: 1000 VA @ 120 V Motor: 1HP @ 120 V 50/60 Hz	360°, 530 sq. ft.* (49.23 sq. m.)
Self-Contained Ceiling Mount **PIR** Occupancy Sensor and Switching Relay, 277 V	ODC0S-I7W		Fluorescent: 2700 VA @ 220-277 V 50/60 Hz	
Protective Cage for Ceiling Mount Sensors	ODCCG-000	—	—	—

ODC0S-I1W

ODCCG-000

*When surface mounted on standard, 8 foot ceiling.
Leviton sensors meet the following applicable agency listings: UL, cULus, ETL, CSA and NOM.
See product data sheets for specific listings.

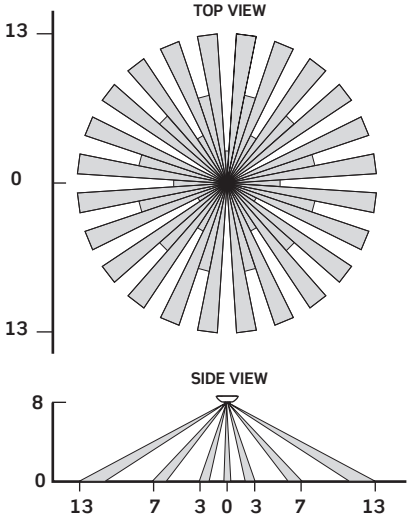

ODC0S-xx
Field of View (in feet)

Line Voltage Sensors

Line Voltage Sensors with OPB15 Power Base Adaptor Combos				
Description	**Cat. No.**	**Color**	**Rating**	**Coverage**
Line Voltage Wall Mount **Multi-Technology** Occupancy Sensor with Power Base Combo	ODW12-MDW	W	15 A Incandescent, Electronic or Magnetic Fluorescent Ballast Motor: 3/4 HP @ 120 V, 277 V @ 2HP	1200 sq. ft. (111.48 sq. m.)
Line Voltage Wall Mount **PIR** Wide View Occupancy Sensor with Power Base Combo	ODWWV-IDW			115°, 2500 sq. ft. (232.26 sq. m.)
Line Voltage Wall Mount **PIR** Wide View Occupancy Sensor with Power Base Combo	ODWHB-IDW			55 ft., 7 ft. side @ 30 ft high (16.76 m x 2.13 m side @ 9.14 m high)
Line Voltage Wall Mount **PIR** Long Range Occupancy Sensor with Power Base Combo	ODWLR-IDW			100ft, 110° @ 10ft high (30.48m, @ 3.04m high)
Protective Cage for Wall Mount Sensors	OSWCG-P0W	—	—	—

Leviton sensors meet the following applicable agency listings: UL, cULus, ETL, CSA and NOM.
See product data sheets for specific listings.

ODW12-MDW

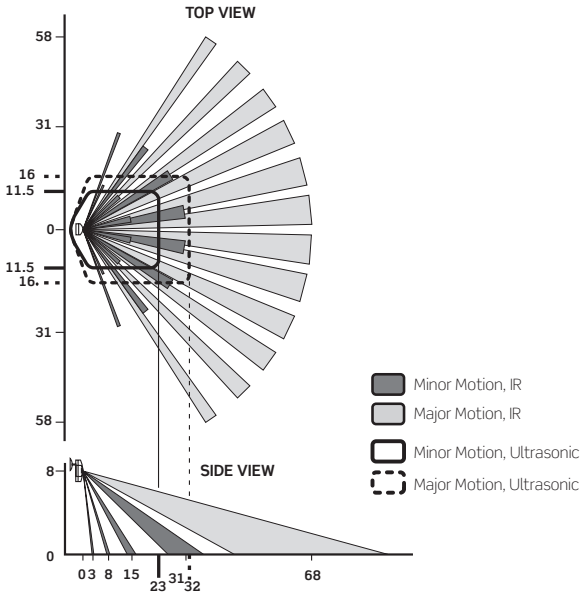

ODW12-M0W Field of View (in feet)

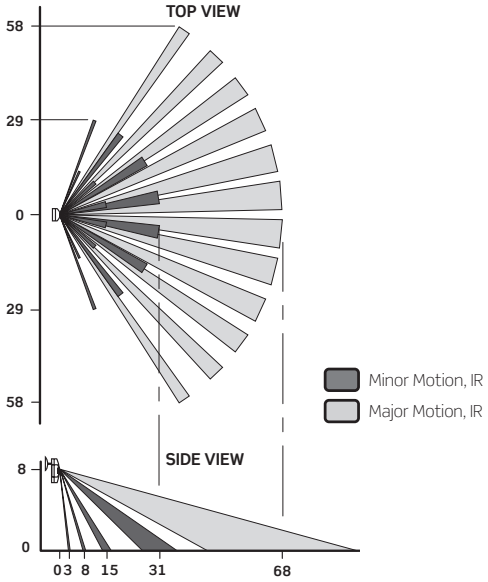

ODWWV Field of View (in feet)

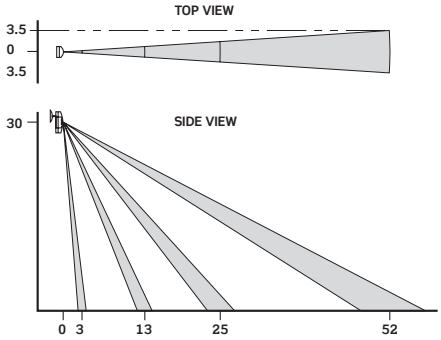

ODWHB Field of View (in feet)

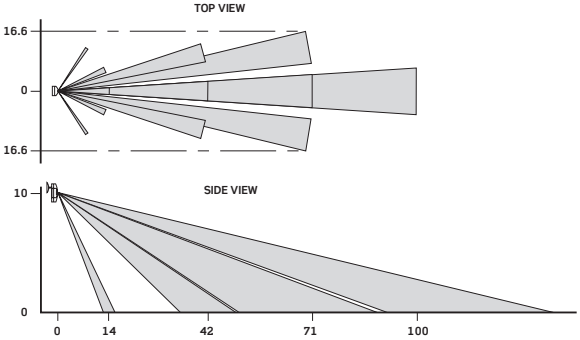

ODWLR Field of View (in feet)

Smart PIR and Multi-Tech Ceiling Mount 0-10V Dimming Room Controllers (SRC)

Smart PIR and Multi-Tech Ceiling Mount 0-10V Dimming Room Controllers				
Description	**Cat. No.**	**Coverage**	**Color**	**Input Voltage, Rating**
Smart **Multi-Technology** Ceiling Mount, 0-10V Dimming Room Controller, 1-Zone	AC705-DMW	500 sq. ft. (46.45 sq. m.)	W	120 V, 50/60 Hz 8 A, Electronic Ballast, 800 W/VA, Tungsten Ballast, 1/4 HP Motor 277 V, 50/60 Hz 5 A, Electronic Ballast, 1200 VA, 1/3 HP Motor
Smart **PIR** Ceiling Mount, 0-10V Dimming Room Controller, 2-Zone	ACY15-DIW	450-1500 sq. ft. (41.80-139.35 sq. m.)		
Smart **Multi-Technology** Ceiling Mount, 0-10V Dimming Room Controller, 2-Zone	ACY20-DMW	2000 sq. ft. (185.80 sq. m.)		

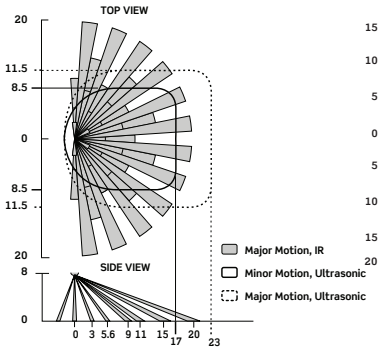

AC705-DMW
(Extended Range Lens - Black)

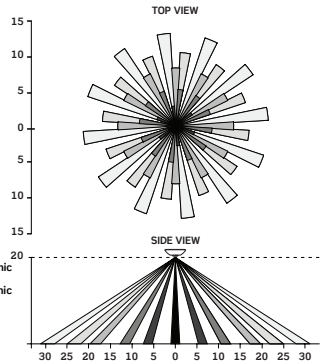

ACY15-DIW
(Mid-Range Lens - Red)

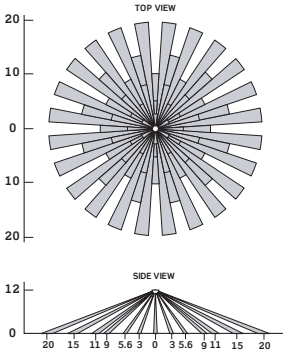

ACY15-DIW
(Extended Range Lens - Black)

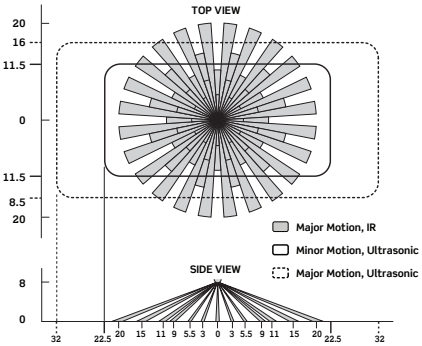

ACY20-DMW
Multi-Tech Models
(Extended Range Lens - Black)

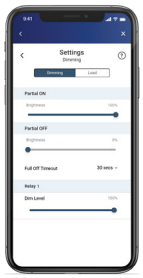

Smart Sensor App

Multi-Tech
Room Controller

PIR
Room Controller

Flat Light Pipe

Angled Light Pipe

For manual control, add PLVSW Low Voltage Keypads, Wireless Companion Switch (SBK00-CSW), or Wireless Companion Dimmer (SBK00-CDW).

Smart PIR and Multi-Tech Ceiling Mount Switching Occupancy/Vacancy Sensors (CMS)

Smart PIR and Multi-Tech Ceiling Mount Switching Occupancy Sensors				
Description	**Cat. No.**	**Coverage**	**Color**	**Input Voltage, Rating**
Smart **Multi-Technology** Ceiling Mount, Switching, 1-Zone Occupancy Sensor	ACS05-DMW	500 sq. ft. (46.45 sq. m.)	W	120 V, 50/60 Hz 8 A, Electronic Ballast, 800 W/VA, Tungsten Ballast, 1/4 HP Motor 230V, 50 Hz 6A/6AX, Electronic Ballast, Magnetic Ballast, 1200 W, VA, 1/3 HP 277 V, 50/60 Hz 5 A, Electronic Ballast, 1200 VA, 1/3 HP Motor
Smart **Multi-Technology** Ceiling Mount, Switching, 1-Zone Occupancy Sensor	ACS10-DMW	1000 sq. ft. (92.90 sq. m.)		
Smart **Multi-Technology** Ceiling Mount, Switching, 2-Zone Occupancy Sensor	ACS20-DMW	2000 sq. ft. (185.80 sq. m.)		
Smart **Multi-Technology** Ceiling Mount, Switching, 2-Zone Occupancy Sensor	AC205-DMW	500 sq. ft. (46.45 sq. m.)		
Smart **Multi-Technology** Ceiling Mount, Switching, 2-Zone Occupancy Sensor	AC220-DMW	2000 sq. ft. (185.80 sq. m.)		
Smart **PIR** Ceiling Mount, Switching, 1-Zone Occupancy Sensor	ACS15-DIW	450-1500 sq. ft. (41.80-139.35 sq. m.)		

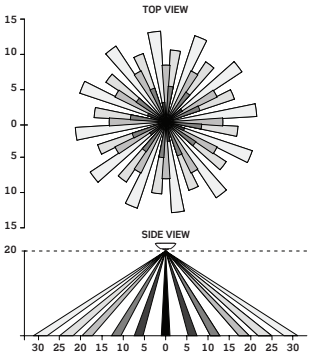

Mid-Range Lens for PIR & Multi-Tech Models at 20' Mounting Heights (Red)

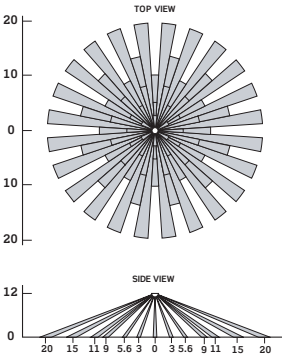

Extended Range Lens for PIR Models (Black)

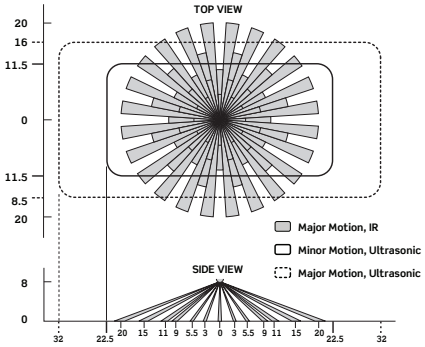

Extended Range Lens for Multi-Tech Models (Black)

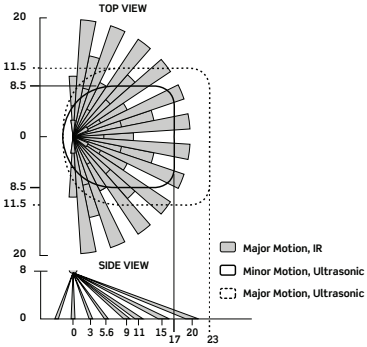

Extended Range Lens for Multi-Tech Models with 180° Mask (Black)

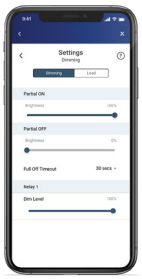

Smart Sensor App

Multi-Tech Sensor

PIR Sensor

Flat Light Pipe

Angled Light Pipe

For manual control, add PLVSW Low Voltage Keypads, Wireless Companion Switch (SBK00-CSW), or Wireless Companion Dimmer (SBK00-CDW).

Provolt 0-10 V Dimming PIR and Multi-Tech Ceiling Mount Room Controller (PRC)

Provolt 0-10 V Dimming PIR and Multi-Technology Ceiling Mount Room Controllers (PRC)				
Description	**Cat. No.**	**Coverage**	**Color**	**Input Voltage, Rating**
Provolt **Multi-Technology** Ceiling Mount, 0-10V Dimming Room Controller	O5C20-MDW	2,000 sq. ft. (185.80 sq. m.)	W	120 V, 50/60 Hz 8 A, Electronic Ballast, 800 W/VA, Tungsten Ballast, 1/4 HP Motor 277 V, 50/60 Hz 5 A, Electronic Ballast, 1200 VA, 1/3 HP Motor
Provolt **Multi-Technology** Ceiling Mount, 0-10V Dimming Room Controller	O6C20-MDW	2,000 sq. ft. (185.80 sq. m.))		
Provolt **PIR** Ceiling Mount, 0-10 V Dimming Room Controller	O5C04-IDW	450-1,500 sq. ft. (41.80-139.35 sq. m.)		
Provolt **PIR** Ceiling Mount, 0-10 V Dimming Room Controller	O6C04-IDW	450-1,500 sq. ft. (41.80-139.35 sq. m.)		

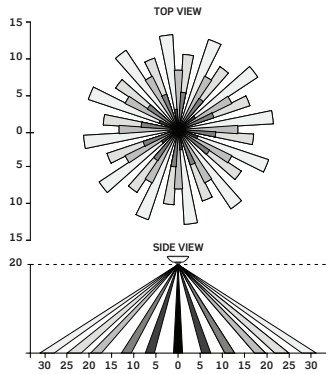

Mid-Range Lens - Red

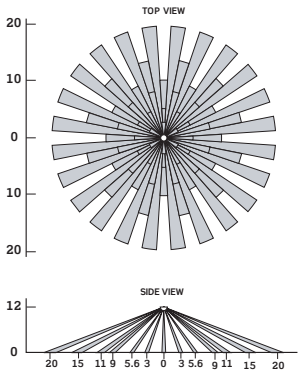

Extended Range - Black

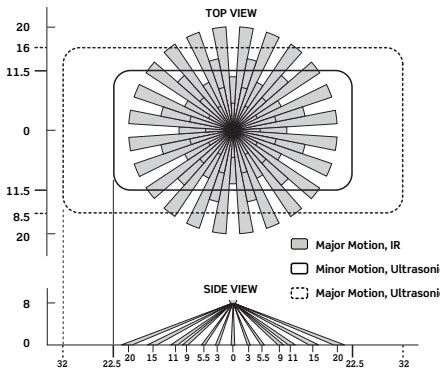

Multi-Tech Models - extended range, black lens

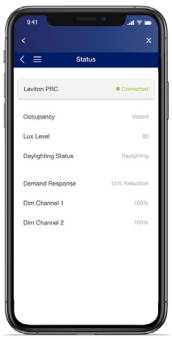
Provolt App

Multi-Tech Room Controller

PIR Room Controller

Flat Light Pipe

Angled Light Pipe

Provolt™ Self-Contained PIR Ceiling Mount Occupancy Sensors—Daylight Harvesting Capable

Provolt™ Self-Contained Passive Infrared Ceiling Mount Occupancy Sensors — Daylight Harvesting Capable				
Description	**Cat. No.**	**Coverage**	**Color**	**Input Voltage, Rating**
Provolt Line Voltage Ceiling Mount **PIR** Occupancy Sensor w/Integrated Photocell, High-Density Lens installed, Mid-Range Lens included	ODC04-IDW O2C04-IDW (Dual Relay)	450 sq. ft. (41.80 sq. m.)	W	120 V, 50/60 Hz 8 A, Electronic Ballast, 800 W/VA, Tungsten Ballast, 1/4 HP Motor 230V, 50 Hz 6A/6AX, Electronic Ballast, Magnetic Ballast, 1200 W/VA, 1/3 HP Motor 277 V, 50/60 Hz 6A, Electronic Ballast, 1200 VA, 1/3 HP Motor
Provolt Line Voltage Ceiling Mount **PIR** Occupancy Sensor w/Integrated Photocell, Extended Range Lens installed, Mid-Range Lens included	ODC15-IDW O2C15-IDW (Dual Relay)	1500 sq. ft. (139.35 sq. m.)		

Leviton sensors meet the following applicable agency listings: UL, cULus, ETL, CSA and NOM. See product data sheets for specific listings.

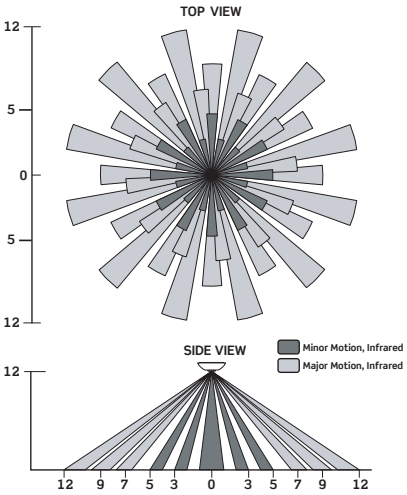

ODC04-IDW, O2C04-IDW
(High Density: Blue Lens)

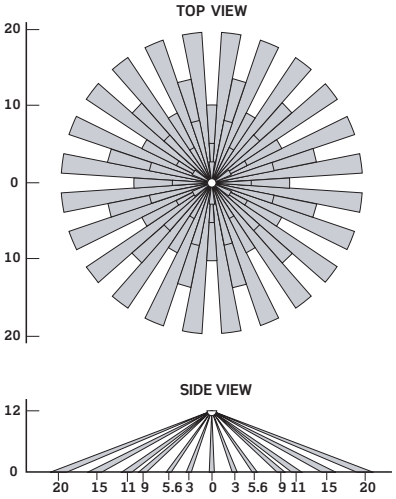

ODC15-IDW, O3C15-IDW,
O2C15-IDW, O4C15-IDW
(Extended Range: Black Lens)

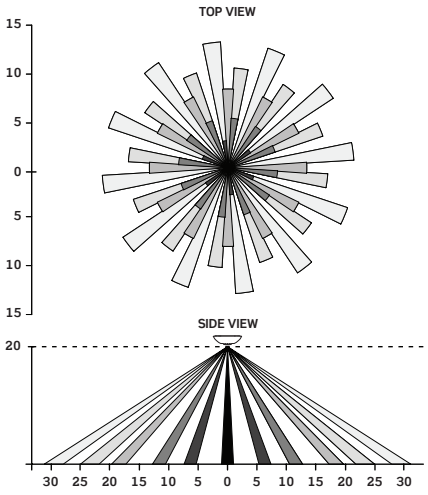

Mid-Range Lens (mounting up to 20 feet)
(Included with all PIR and Multi-Tech Models)

Provolt™ Self-Contained Multi-Technology Ceiling Mount Occupancy Sensors—Daylight Harvesting Capable

Provolt Self-Contained Multi-Technology Ceiling Mount Occupancy Sensors — Daylight Harvesting Capable				
Description	**Cat. No.**	**Coverage**	**Color**	**Input Voltage, Rating**
Provolt Line Voltage Ceiling Mount **Multi-Technology** Occupancy Sensor w/ Integrated Photocell, Extended Range Lens installed	ODC05-MDW O2C05-MDW (Dual Relay)	500 sq. ft. (46.45 sq. m.)	W	120 V, 50/60 Hz 8 A, Electronic Ballast, 800 W/VA, Tungsten Ballast, 1/4 HP Motor
Provolt Line Voltage Ceiling Mount **Multi-Technology** Occupancy Sensor w/ Integrated Photocell, Extended Range Lens installed, Mid-Range Lens included	ODC10-MDW (Dual Relay)	1000 sq. ft. (92.90 sq. m.)		230V, 50 Hz 6A/6AX, Electronic Ballast, Magnetic Ballast, 1200 W/VA, 1/3 HP Motor
Provolt Line Voltage Ceiling Mount **Multi-Technology** Occupancy Sensor w/ Integrated Photocell, Extended Range Lens installed, Mid-Range Lens included	ODC20-MDW (Dual Relay)	2000 sq. ft. (185.81 sq. m.)		277 V, 50/60 Hz 5 A, Electronic Ballast, 1200 VA, 1/3 HP Motor

Leviton sensors meet the following applicable agency listings: UL, cULus, ETL, CSA and NOM. See product data sheets for specific listings.

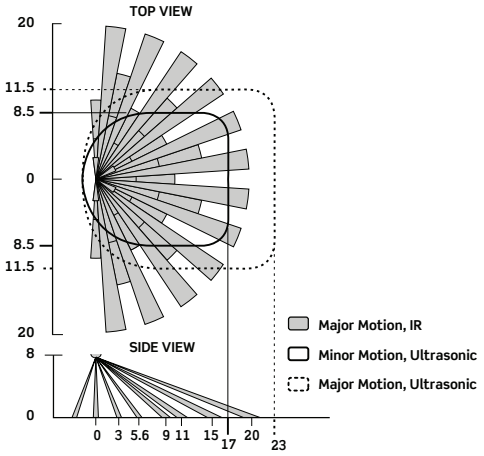

ODC05-MDW, O2C05-MDW
(High Density: Blue Lens)

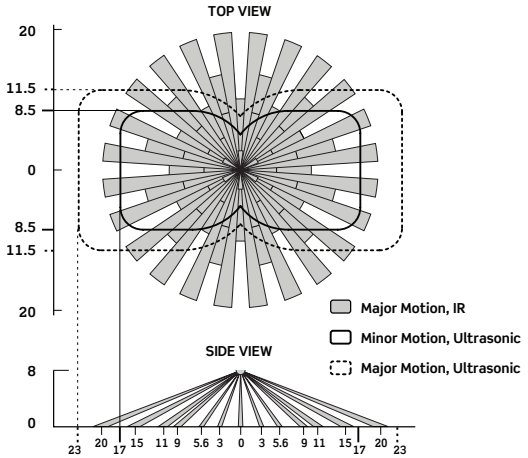

ODC10-MDW, O3C10-MDW, O2C10-MDW,O4C10-MDW
(Extended Range: Black Lens)

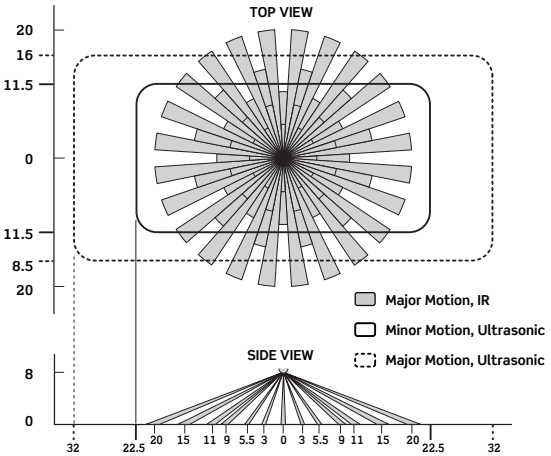

ODC20-MDW, O3C20-MDW,
O2C20-MDW, O4C20-MDW

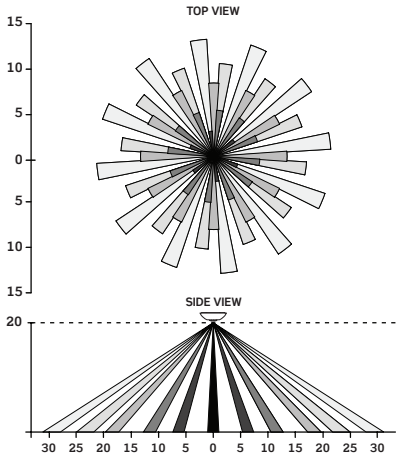

Mid-Range Lens (mounting up to 20 feet)
(Included with all PIR and Multi-Tech Models)

Provolt™ Self-Contained Ultrasonic Ceiling Mount Occupancy Sensors—Daylight Harvesting Capable

Provolt Self-Contained Ultrasonic Ceiling Mount Occupancy Sensors — Daylight Harvesting Capable				
Description	**Cat. No.**	**Coverage**	**Color**	**Input Voltage, Rating**
Provolt Line Voltage Ceiling Mount **Ultrasonic** Occupancy Sensor w/ Integrated Photocell, Extended Range Lens installed	O2C05-UDW (Dual Relay)	500 sq. ft. (46.45 sq. m.)	W	277 V, 50/60 Hz 5 A, Electronic Ballast, 800 W/VA, Tungsten Ballast, 1/3 HP Motor
Provolt Line Voltage Ceiling Mount **Ultrasonic** Occupancy Sensor w/ Integrated Photocell, Extended Range Lens installed	ODC10-UDW (Dual Relay)	1000 sq. ft. (92.90 sq. m.)		230V, 50 Hz 6A/6AX, Electronic Ballast, Magnetic Ballast, 1200 W/VA, 1/3 HP Motor
Provolt Line Voltage Ceiling Mount **Ultrasonic** Occupancy Sensor w/ Integrated Photocell, Extended Range Lens installed	O2C20-UDW (Dual Relay)	2000 sq. ft. (185.81 sq.m.)		277 V, 50/60 Hz 5 A, Electronic Ballast, 1200 VA, 1/3 HP Motor

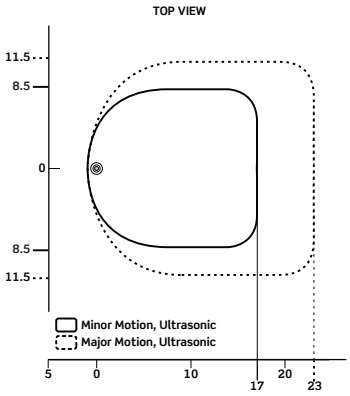

ODC05-UDW, O2C05-UDW
Field of View (in feet)

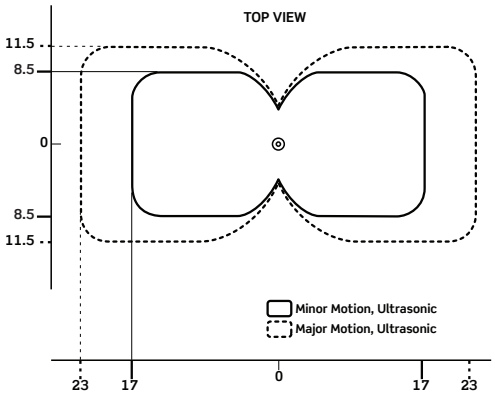

ODC10-UDW, O2C10-UDW
Field of View (in feet)

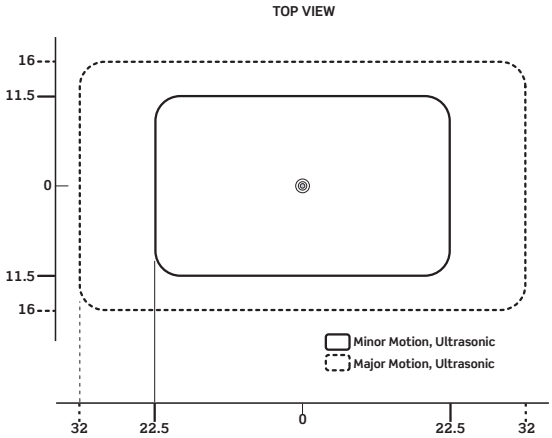

ODC20-UDW, O2C20-UDW

Provolt™ Self-Contained Ceiling Mount PIR and Multi-Technology Vacancy Sensors

Provolt Self-Contained Ceiling Mount Vacancy Sensors				
Description	**Cat. No.**	**Coverage**	**Color**	**Input Voltage, Rating**
Provolt Line Voltage Ceiling Mount **PIR** Vacancy Sensor	04C15-IDW (Dual Relay)	1500 sq. ft. (139.35 sq. m.)	W	120 V, 50/60 Hz 8 A, Electronic Ballast, 800 W/VA, Tungsten Ballast, 1/4 HP Motor 230V, 50 Hz 6A/6AX, Electronic Ballast, Magnetic Ballast, 1200 W/VA, 1/3 HP Motor 277 V, 50/60 Hz 5 A, Electronic Ballast, 1200 VA, 1/3 HP Motor
Provolt Line Voltage Ceiling Mount **Multi-Technology** Vacancy Sensor	03C10-MDW (Dual Relay)	1000 sq. ft. (92.90 sq. m.)		

Leviton sensors meet the following applicable agency listings: UL, cULus, ETL, CSA and NOM.
See product data sheets for specific listings.

ODC20-MDW

Flat Light Pipe

OXCXX-IDW

Self-Contained Fixture Mount High-Bay PIR Integral Luminaire Occupancy Sensors

Self-Contained PIR High Bay Occupancy Sensors*

Coverage

360° high-bay lens — 2:1 spacing to mounting height under 20 ft. and 1.5:1 spacing to mounting height @ 40 ft.
360° low-bay lens — 2:1 spacing to mounting height @ 8 ft. to 20 ft.

Description	Cat. No.	Models	Rating
Fixture Mount High-Bay **PIR** Occupancy Sensor with Two Interchangeable Lenses for 360° High-Bay, 360° Low Bay	OSFHU-ITW	120-230-277-347 V	800VA @ 120 VAC Ballast 1200 VA @ 277 VAC Ballast 1500 VA @ 347 VAC Ballast 2000VA @ 480VAC Ballast 50/60 Hz Motor: 1/4 HP @ 120 V
	OSFHU-CTW	120-230-277-347 V, Cold Storage	
	OSFHU-I4W	240/480V	
	OSFHU-C4W	240/480V, Cold Storage	
Fixture Mount **PIR** High Bay Wet Location Occupancy Sensor with Two Interchangeable Lenses for 360° High-Bay, 360° Low Bay	OFSHW-CTW	120-277-347 V	800VA @ 120 VAC Ballast 1200 VA @ 277 VAC Ballast 1500 VA @ 347 VAC Ballast Motor: 1/4 HP @ 120 V
Fixture Mount High-Bay **PIR** Occupancy Sensor with Two Interchangeable Lenses and Light Sensor, Low Voltage	OSFHP-ILW	24V	Input: 20mA Output: 120mA HVAC: 1A, 30V DC
Surface Mount High-Bay **PIR** Occupancy Sensor	OSFHS-ITW	120-277-347 V	800VA @ 120 VAC Ballast 1200 VA @ 277 VAC Ballast 1500 VA @ 347 VAC Ballast Motor: 1/4 HP @ 120 V
Fixture Mount High/ Low-Bay **PIR** Sensor with Two Interchangeable Lenses	HB011-PDX (21" Leads) HB011-BDX (42" Leads)	120-277 V	800VA @ 120 VAC Ballast 1000 VA @ 230VAC Ballast 1200 VA @ 277 VAC Ballast 1500 VA @ 347 VAC Ballast 2000VA @ 480VAC Ballast 50/60 Hz Motor: 1/4 HP @ 120 V
	HB011-PD2 (21" Leads) HB011-BD2 (42" Leads)	347 V	

*Consult with factory for 208, 220, 230, and 240V load ratings.
Leviton sensors meet the following applicable agency listings: UL, cULus, ETL, CSA and NOM. See product data sheets for specific listings.

OSFHU

OSFHW

OFHS

Fixture Mount PIR Integral Luminaire Occupancy Sensors

Integral Luminaire Fixture Mount Occupancy Sensors

Coverage

360° high-bay lens — 2:1 spacing to mounting height under 20 ft. and 1.5:1 spacing to mounting height @ 40 ft.
360° low-bay lens — 2:1 spacing to mounting height @ 8 ft. to 20 ft.

Description	Cat. No.	Models	Rating
Fixture Mount **PIR** Integral Luminaire Occupancy Sensor	OSF10-I0W	120-277 V	Electronic Ballasts: 598VA @ 120 VAC Fluorescent Ballasts: 800VA @ 120 VAC, 1200 VA @ 277 VAC Incandescent: 800 W @ 120 V, Motor: 1/6 HP Load @ 120 V
Connection Cable for OSq. ft.10	OSFA-36W	36" Connection Cable for OSq. ft.10	—
Fixture Mount **PIR** Outdoor Luminaire Occupancy Sensor with 360 degree high bay lens (8-40') and aisle mask, IP65 rated	OSF20-IUW	120-230-277-347 V	800 W @ 120 V 800VA @ 120 VAC 1200 VA @ 277 VAC 50/60 Hz Motor: 1/4 HP @ 120 V
Fixture Mount **PIR** Outdoor Luminaire Occupancy Sensor with 360 degree high bay lens (20-40') and aisle mask, 24V, IP65 rated	OSF20-ILW	24VAC/VDC	Input: 20mA Output: 120mA HVAC: 1A, 30 VDC

OSF10

OSF20

Self-Contained High-Bay Occupancy Sensor Accessories

Self-Contained High Bay Occupancy Sensor Accessories	
Description	**Cat. No.**
High-Bay Lens for High-Bay Sensors	OSFLN-00W
Low-Bay Lens for High-Bay Sensors	OSFLN-00B
Aisle Lens for High-Bay Sensor	OSFLN-00E
Offset Adaptor Accessory for Fixture-Mount Occupancy Sensor	OSFOA-00W
Offset Adaptor Accessory for High-Bay Occupancy Sensor	OSFLO-00W
Protective Cage for High-Bay Mount Sensors	OSFCG-00W
Watertight Offset Adapater Acessory for High-Bay Occupancy Sensor	OSFOL-00W

OSFOA

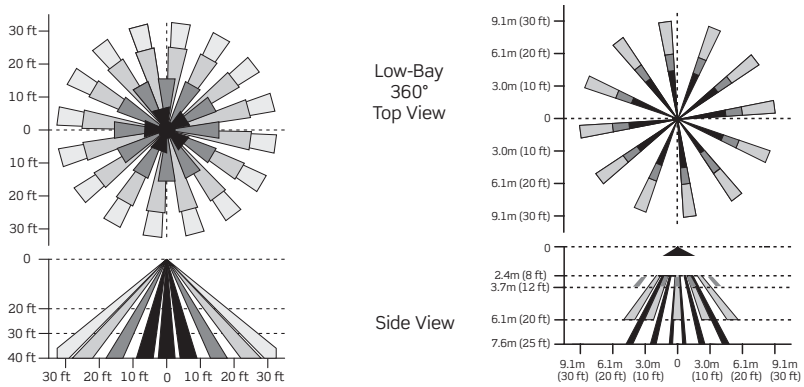

OSFHU/OSFHP/OSFHD/HB011 Field of View (in feet)

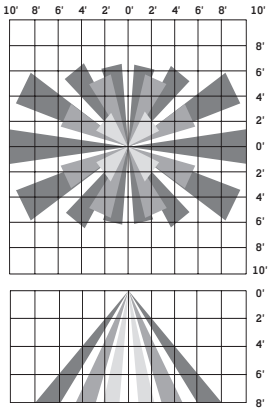

OSF10 Field of View (in feet)

Fixture Mount High Bay Microwave Sensor

Fixture Mount High Bay Microwave Sensor				
Description	**Cat. No.**	**Coverage**	**Color**	**Input Voltage/ Rating**
Fixture Mount **Microwave** High Bay 0-10V Sensor	OSMHB-VDW	360°	White	Resistive/Halogen: 800 W@120 V 1200 W@277 V Fluorescent Ballast: 660W@120 V 1200 W@277 V Electronic Ballast: 800 W @ 120 VAC LED, CEL, 1200 W@ 211VAC LED, CEL Magnetic Ballast: 660W @ 120 VAC 1200 W @ 277 VAC

OSMHB

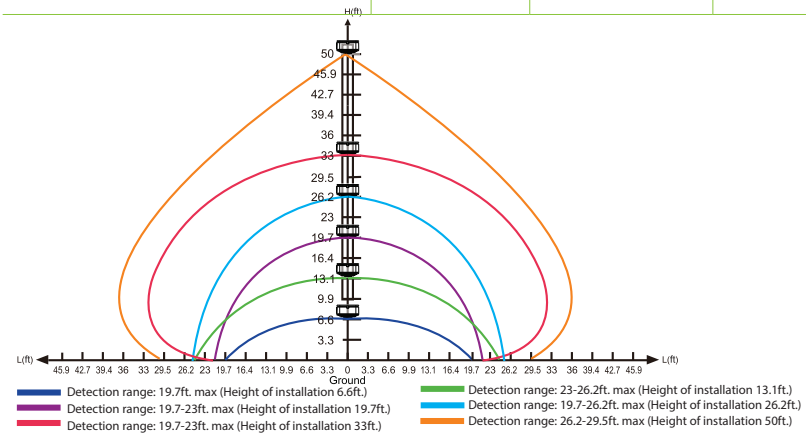

OSMHB Field of View (in feet)

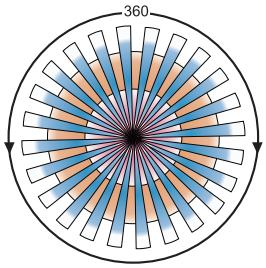

Detection Angle (Ceiling Installation)

Ceiling Mount PIR Occupancy Sensors

Passive Infrared Ceiling Mount Occupancy Sensors and Accessories For Use with Leviton Power Pack or Power Base Adaptor			
Description	**Cat. No.**	**Coverage**	**Color**
Ceiling Mount **PIR** Occupancy Sensor	OSC04-I0W	360°, 450 sq. ft. (41.80 sq. m.)	Off-White
Ceiling Mount **PIR** Occupancy Sensor	OSC15-I0W	360°, 1500 sq. ft. (139.35 sq. m.)	
Ceiling Mount **PIR** Occupancy Sensor with Isolated Relay	OSC04-RIW	360°, 450 sq. ft. (41.80 sq. m.)	White
Ceiling Mount **PIR** Occupancy Sensor with Isolated Relay	OSC15-RIW	360°, 1500 sq. ft. (139.35 sq. m.)	
Power Base Adaptor	OPB15-0DW	—	Off-White
Cosmetic Adaptor	OPBCA-00W		
Protective Cage for Ceiling Mount Sensors	ODCCG-000		White

Note: Use low-voltage wiring to connect sensors to OSPXX Power Pack OPP20 or OSPxx Power Pack or OPB15 Power Base Adaptor.
Leviton sensors meet the following applicable agency listings: UL, cULus, ETL, CSA and NOM.
See product data sheets for specific listings.

OSC04-I0W

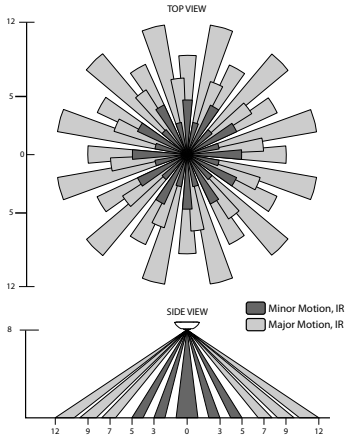

OSC04-I0W Field of View (in feet)

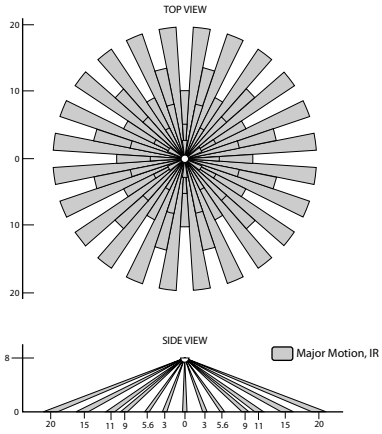

OSC15-I0W Field of View (in feet)

Ceiling Mount Ultrasonic Occupancy Sensors

Ceiling Mount Ultrasonic Occupancy Sensors and Accessories
For Use with Leviton Power Pack or Power Base Adaptor

Description	Cat. No.	Operating Frequency	Coverage	Color
Ceiling Mount **Ultrasonic** Occupancy Sensor	OSC05-U0W	40kHz	180°, 500 sq. ft. (46.45 sq. m.)	Off-White
Ceiling Mount **Ultrasonic** Occupancy Sensor	OSC10-U0W		360°, 1000 sq. ft. (92.90 sq. m.)	
Ceiling Mount **Ultrasonic** Occupancy Sensor	OSC20-U0W	32kHz	360°, 2000 sq. ft. (185.81 sq. m.)	
Ceiling Mount **Ultrasonic** Occupancy Sensor with Isolated Relay	OSC05-RUW	40kHz	180°, 500 sq. ft. (46.45 sq. m.)	White
Ceiling Mount **Ultrasonic** Occupancy Sensor with Isolated Relay	OSC10-RUW		360°, 1000 sq. ft. (92.90 sq. m.)	
Ceiling Mount **Ultrasonic** Occupancy Sensor with Isolated Relay	OSC20-RUW	32kHz	360°, 2000 sq. ft. (185.81 sq. m.)	
Power Base Adaptor	OPB15-0DW	—	—	Off-White
Cosmetic Adaptor	OPBCA-00W			
Protective Cage for Ceiling-Mount Sensors	ODCCG-000			White

Note: Use low-voltage wiring to connect sensors to OPP20 or OSPxx Power Pack or OPB15 Power Base Adaptor
Leviton sensors meet the following applicable agency listings: UL, cULus, ETL, CSA and NOM. See product data sheets for specific listings.

OSC05-U0W

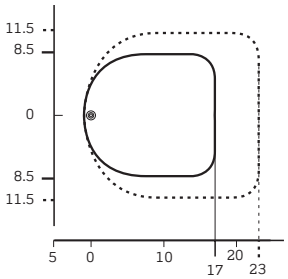

OSC05-U0W Field of View (in feet)

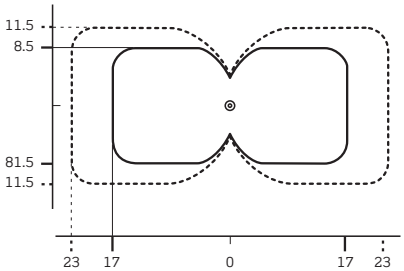

OSC10-U0W Field of View (in feet)

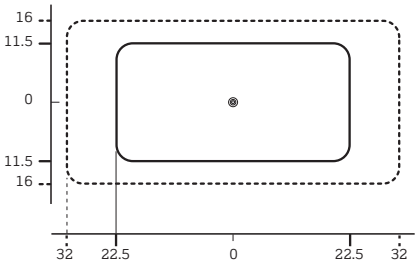

OSC20-U0W Field of View (in feet)

Minor Motion, Ultrasonic
Major Motion, Ultrasonic

Ceiling Mount Multi-Technology Occupancy Sensors

Ceiling Mount Multi-Technology Occupancy Sensors and Accessories For Use with Leviton Power Pack or Power Base Adaptor

Description	Cat. No.	Operating Frequency	Rating	Color
Ceiling Mount **Multi-Technology** Occupancy Sensor	OSC05-M0W	40 kHz	180°, 500 sq. ft. (46.45 sq. m.)	Off-White
Ceiling Mount **Multi-Technology** Occupancy Sensor	OSC10-M0W		360°, 1000 sq. ft. (92.90 sq. m.)	
Ceiling Mount **Multi-Technology** Occupancy Sensor	OSC20-M0W	32 kHz	360°, 2000 sq. ft. (185.81 sq. m.)	
Ceiling Mount **Multi-Technology** Occupancy Sensor with Isolated Relay	OSC05-RMW	40kHz	180°, 500 sq. ft. (464.52SM)	White
Ceiling Mount **Multi-Technology** Occupancy Sensor with Isolated Relay	OSC10-RMW		360°, 1000 sq. ft. (92.90 sq. m.)	
Ceiling Mount **Multi-Technology** Occupancy Sensor with Isolated Relay	OSC20-RMW	32kHz	360°, 2000 sq. ft. (185.81 sq. m.)	
Power Base Adaptor	OPB15-0DW	—	—	Off-White
Cosmetic Adaptor	OPBCA-00W			
Protective Cage for Ceiling-Mount Sensors	ODCCG-000			—

Note: Use low-voltage wiring to connect sensors to OPP20 or OSPxx Power Pack or OPB15 Power Base Adaptor
Leviton sensors meet the following applicable agency listings: UL, cULus, ETL, CSA and NOM. See product data sheets for specific listings.

OSC05-M0W

OSC10/OSC20-MDW,RMW

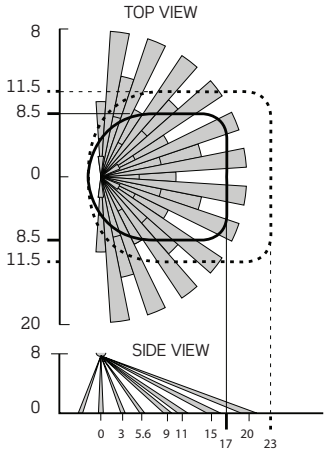

OSC05-M0W Field of View (in feet)

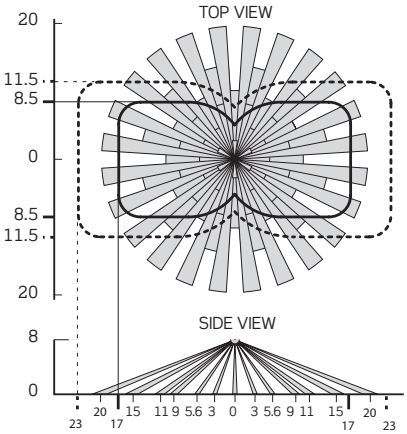

OSC10-M0W Field of View (in feet)

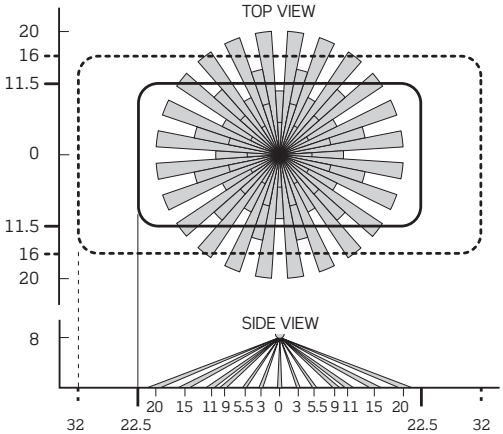

OSC20-M0W Field of View (in feet)

Major Motion, IR

Minor Motion, Ultrasonic

Major Motion, Ultrasonic

Wall/Corner Mount Occupancy Sensors

Passive Infrared Indoor Wall-Mount Occupancy Sensors and Accessories For Use with Leviton Power Pack or Power Base Adaptor			
Description	**Cat. No.**	**Coverage**	**Color**
Wide-View Wall/Corner Mount **PIR** Occupancy Sensor	OSWWV-I0W	115°, 2500 sq. ft. (232.26SM)	Off-White
High-Bay Wall/Corner Mount **PIR** Occupancy Sensor	OSWHB-I0W	55 ft. x 7 ft. wide @ 10 ft. high (16.76 m x 4.26m wide @ 3.04 m high)	Off-White
Long-Range Wall/Corner Mount **PIR** Occupancy Sensor	OSWLR-I0W	100 ft. x 14 ft. @ 10 ft. high (30.48 m x 4.26m @ 3.04 m high)	Off-White
Wide-View Wall/Corner Mount **PIR** Occupancy Sensor with Isolated Relay	OSWWV-RIW	115°, 2500 sq. ft. (232.26 sq. m.)	White
High-Bay Wall/Corner Mount **PIR** Occupancy Sensor with Isolated Relay	OSWHB-RIW	55 ft. x 7 ft. wide @ 30 ft. high (16.76 m x 4.26 m wide @ 9.14 m high)	White
Long-Range Wall/Corner Mount **PIR** Occupancy Sensor with Isolated Relay	OSWLR-RIW	100 ft., 110° @ 10 ft. high (30.48 m, @ 3.04 m high)	White
Wall/Corner Mount **Multi-Technology** Occupancy Sensor	OSW12-M0W	115°, 1200 sq. ft.(111.48 sq. m.)	Off-White
Wall/Corner Mount **Multi-Technology** Occupancy Sensor with Isolated Relay	OSW12-RMW	115°, 1200 sq. ft.(111.48 sq. m.)	White
Power Base Adaptor	OPB15-0DW	—	Off-White
Cosmetic Adaptor	OPBCA-00W	—	Off-White
Protective Cage for Ceiling-Mount Sensors	OSWCG-P0W	—	White

Note: Use low-voltage wiring to connect sensors to OPP20 or OSPxx Power Pack or OPB15 Power Base Adaptor
Leviton sensors meet the following applicable agency listings: UL, cULus, ETL, CSA and NOM. See product data sheets for specific listings

OSWHB-I0W

OSW12-M0W
Wall Mount

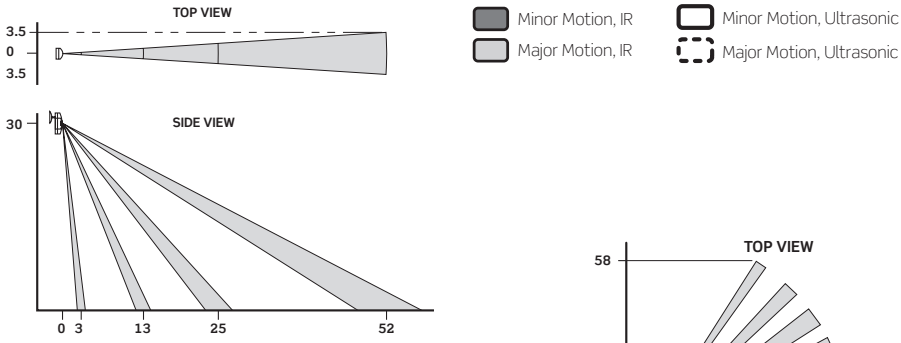

OSWHB
Field of View (in feet)

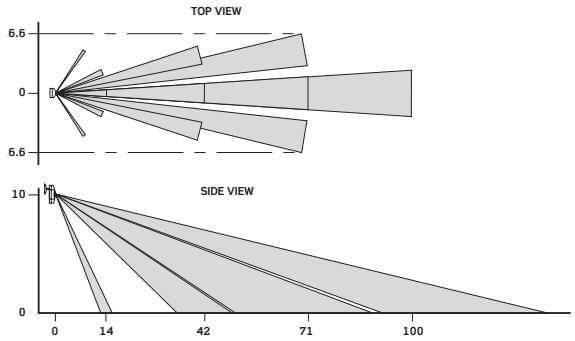

OSWLR
Field of View (in feet)

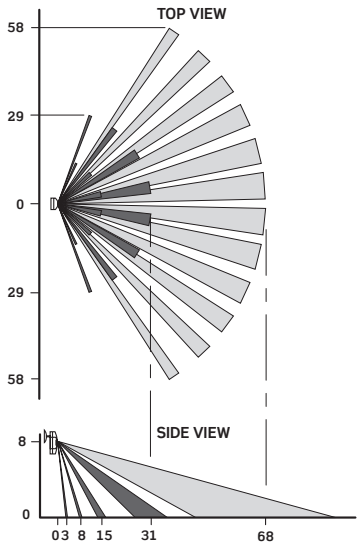

OSWWV
Field of View (in feet)

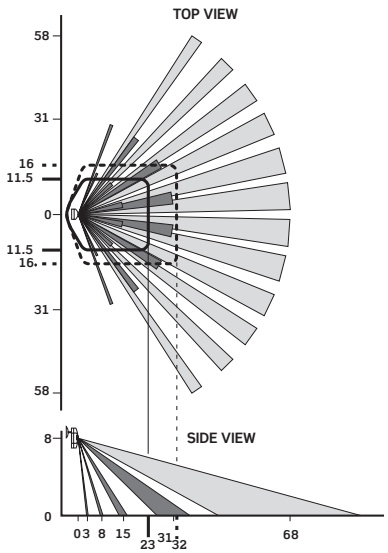

OSW12-M0W
Field of View (in feet)

Power Packs

Power Packs					
Description	**Cat. No.**	**Power Input***	**Relay Rating**	**Control Input**	**Power Supply Output**
Power Pack, Basic with Auto-ON	OPP20-0D1	120-230-277 VAC, 50/60 Hz	20 A, 2400 W @ 120 V – Resistive 20 A, 2400 W @ 120 V – General Purpose 20 A, 2400 W @ 120 V – Incandescent 20 A, 2400 W @ 120 V – Fluorescent 20 A, 5540W @ 277 V – Resistive 20 A, 5540W @ 277 V – General Purpose 20 A, 5540VA @ 277 V – Fluorescent 16A, 4430VA @ 277 V – Electronic Ballasts 1/2 HP @ 120 V – Motor Load 2 HP @ 240/277 V – Motor Load	2 mA, 24 VDC	225 mA, 24 VDC, 5.4 W
Super Duty Power Pack with Auto-ON, Manual-ON, and Local Switch Inputs, Title 24	OPP20-0D2				
Super Duty Power Pack with Auto-ON and Photocell Input	OPP20-RD3				
Super Duty Power Pack with Auto-ON, Manual-ON, Switch, and Photocell Input, Title 24	OPP20-RD4 **				
Power Pack with HVAC Relay withAuto-ON and Manual-ON Inputs for Occupancy Sensors	OSP20-RDH		20 A Incandescent @ 120 V, 20 A Fluorescent @ 120-230-277/347 VAC; 1/2 HP @ 120 V, 2 HP @ 240-277 V; HVAC: 0.5 A @ 120 VAC, 1A @ 30 VDC	5 mA, 24 VDC	225 mA, 24 VDC
Power Pack with HVAC Relay	OSP15-R30	347 VAC, 60 Hz	15 A Fluorescent @ 347 V; 1 HP @ 120 V, 2 HP @ 240V; HVAC: 0.5 A @ 120 VAC, 1A @ 30 VDC		120 mA, 24 VDC
Add-A-Relay Unit with HVAC Relay	OSA20-R00	—	15 A Incandescent @ 120 V, HVAC: 0.5 A @ 125 VAC, 1A @ 30 VDC		—

*Consult with factory for 208, 220, and 240V models
Leviton power packs meet the following applicable agency listings: UL, cULus, ETL, CSA and NOM. See product data sheets for specific listings.
**OPP20-RD4 is for general purpose plug load control - 20 A, 2400 W @ 120 V - can be used to comply with ASHRAE 90.1 and Title 24, Part 6 plug load control requirements

OPP20

OSP20

Power Pack Capacity Formula

Leviton power packs can be used to provide power to one or more sensors. Since current consumptions of sensors may vary, the best way to ensure you order the correct number of power packs and Add-A-Relays is by using this formula:

Sensor	Current Consumption
OSC04-I, OSC15-I, OSWHB-I, OSWLR-I, OSWWV-I	10-15 mA
OSC05-M, OSC05-U, OSW12-M	25 mA
OSC10-M, OSC10-U	35 mA
OSC20-M, OSC20-U	50 mA
OSA20-R00 Add-A-Relay	50mA

Number of Model A sensors X Sensor A current consumption rating + **Number of Model B sensors X Sensor B current consumption rating** + **Number of Add-A-Relays X 50mA** **‹ 225mA**

Power Base Adaptor

Converts any Leviton low voltage ceiling or wall-mount occupancy sensor to a self-contained, line voltage unit with 15 A, 120/277 V load capacity.

Power Base Adaptor				
Description	**Cat. No.**	**Power Input/Output**	**Rating**	**Color**
Converts select Leviton low-voltage ceiling or wall mount occupancy sensor models to a self-contained line voltage unit	OPB15-0DW	Power Input: 120-230-277 VAC, 50/60 Hz Control Input: 24 VDC, 5mA Power Output: 120 VAC @15 A Incandescent; 277 VAC @ 15 A Fluorescent; Motor: 3/4 HP @ 120 VAC, 2HP @ 277 VAC Control Output: 24 VDC, 40 mA	15 A	Off-White
Cosmetic Adaptor	OPBCA-00W	—	—	

Agency Listings & Code Compliance: NOM Certified.
Consult with factory for 208, 220, 230 and 240V load ratings.
Note: Converts OSCxx-I, OSCxx-M and OSCxx-U. Does not convert OSCxx-R

OPB15-0DW (Occupancy Sensor not included)

High Frequency Microwave Occupancy Sensors

High Frequency Microwave Occupancy Sensors				
Description	**Cat. No.**	**Coverage**	**Color**	**Input Voltage, Rating**
High Frequency **Microwave** Occupancy Sensor	OSM3D-V1W	150° (wall), 360° (ceiling)	W	120-277 V, 50/60 Hz 1000 VA @ 120 VAC 1200 VA @ 277 VAC 800 W @ 120 VAC
0-10V Dimming High Frequency **Microwave** Occupancy Sensor	OSM3D-DDW	150° (wall), 360° (ceiling)	W	120-277 V, 50/60 Hz 120 V @ 400 W 220-240 V @ 800 W 277 V @ 1000 W

OSM3D-V1W

OSM3D-DDW

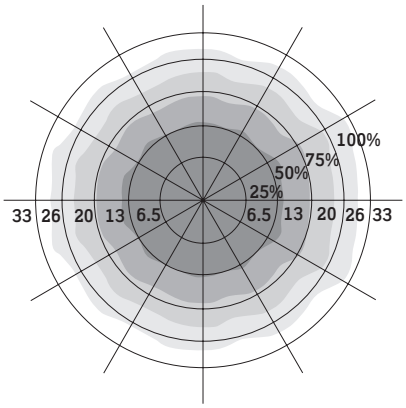

Ceiling Pattern

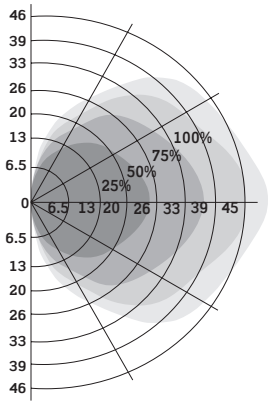

Wall Pattern

OSM3D Field of View (in feet)

Smart IP66 PIR Integrated Fixture Mount Sensor

Smart IP66 PIR Integrated Fixture Mount Sensor				
Description	**Cat. No.**	**Coverage**	**Color**	**Input Voltage/ Rating**
Smart IP66 **PIR** Integrated Internal Fixture Mount Sensor, 8-20' lens and 20-40' lens included, bulk pack 25/case	ZLD1Z-I0W	360°	White	120-277 VAC, 50/60 Hz
Smart IP66 **PIR** Integrated Internal Fixture Mount Sensor; Universal Voltage, 8-20' lens and 20-40' lens included, bulk pack 25/case	ZLDUZ-I0W			120-480 VAC
Smart IP66 **PIR** Integrated End/Fixture Mount Sensor; 8-20' lens and 20-40' lens included, bulk pack 25/case	OFD1Z-I0W			120-277 VAC, 50/60 Hz
Smart IP66 **PIR** Integrated End/Fixture Mount Sensor; 8-20' lens and 20-40' lens included, individually boxed	OFD1Z-ISW			
Smart IP66 **PIR**Integrated End/Fixture Mount Sensor; Universal Voltage, 8-20' lens and 20-40' lens included, bulk pack 25/case	OFDUZ-I0W			120-480 VAC
Smart IP66 **PIR** Integrated End/Fixture Mount Sensor; Universal Voltage, 8-20' lens and 20-40' lens included, individually boxed	OFDUZ-ISW			

ZLDxZ

OFDxZ

Smart Sensor App

Solo Sensors

Solo Sensors—Fixture Embedded Sensors				
Description	**Cat. No.**	**Coverage**	**Color**	**Input Voltage/ Rating**
Fixture Embedded **PIR** Occupancy Sensor	ZLS05-ILW	360°, 700 sq. ft. (65.03SM)	White	12V-24 VDC, 50 mA; 0-10VDC LED
Optional Remote (For use with ZLS05 only)	ZLS0R-RA1	—	—	—
Fixture Embedded **PIR** Occupancy Sensor	ZLS10-IDW	360°	White	120/277 VAC, 50/60 Hz
Fixture Embedded **PIR** Occupancy Sensor	ZLS10-ILW			12-24 VDC; 25 mA sinking current
Optional Remote (For use with ZLS10-IDW and ZLS10-ILW only)	ZLS0R-RC1	—	—	—

ZLS05

ZLS0R-RA1

ZLS10

ZLS0R

Intellect Wireless Integrated Sensors

Intellect Wireless Integrated Sensors				
Description	**Cat. No.**	**Coverage**	**Color**	**Input Voltage/ Rating**
Intellect Wireless Integrated Sensor for mounting in 1/2" Knock-Out. Occupancy and Light Level Sensor, 8-10' mounting height. DALI Output , DALI Powered	ZL0DS-N00	360°, 700 sq. ft. (65.03SM)	White	DALI-2
Intellect Wireless Integrated Fixture Controller for mounting in 1/2" knock-out. Occupancy and Light Level Sensor, 8-10' mounting height. 0-10V Output. Requires +12-24VDC from LED Driver Aux port or external power supply.	ZL07S-N00			

ZL0DS

ZL07S

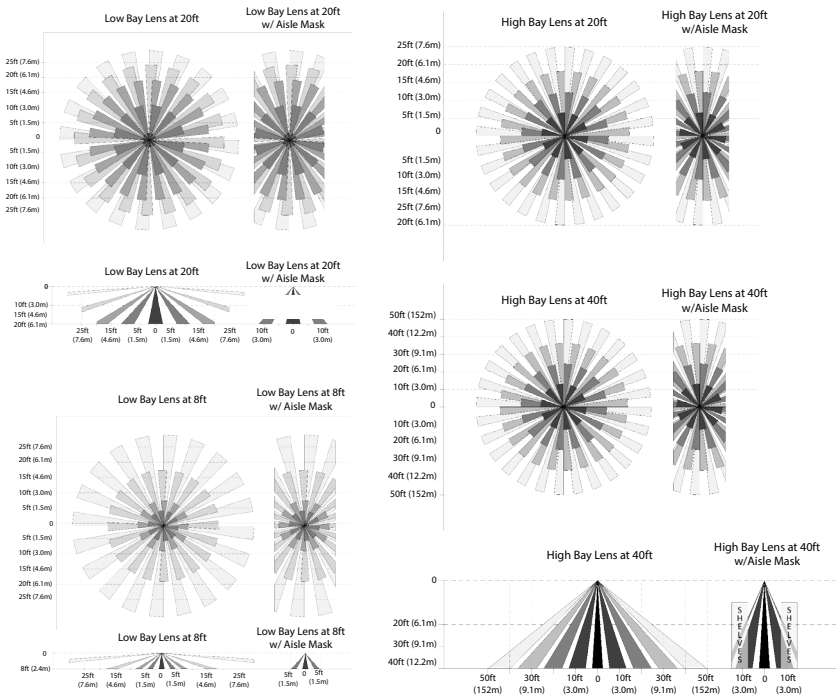

ZLD1Z Field of View (In Feet)

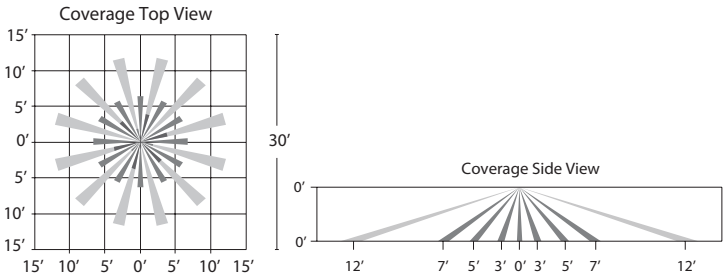

ZLS05 Field of View (In Feet)

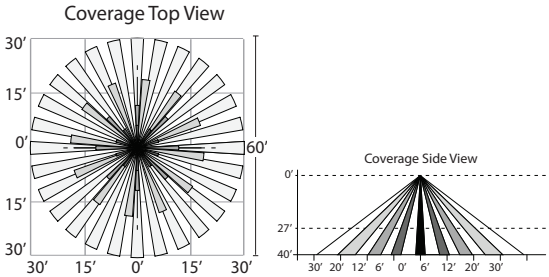

ZLS10 Field of View (In Feet)

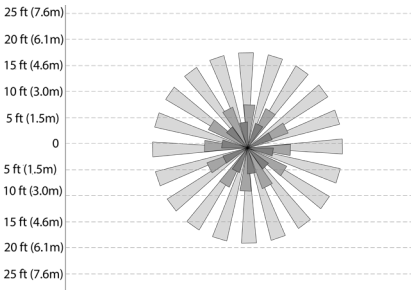

ZLD0S
Top View - 8 Feet

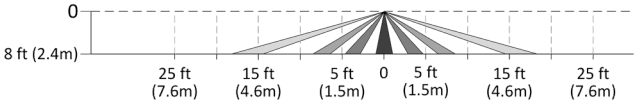

ZLD0S
Side View - 8 Feet

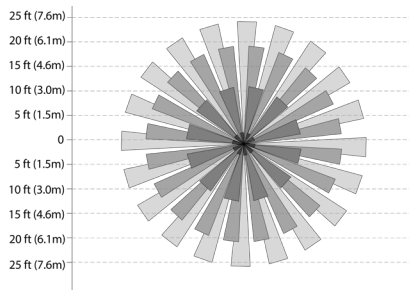

ZLD0S
Side View - 20 Feet

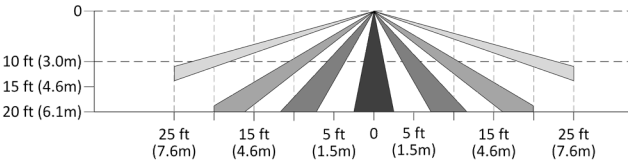

ZLD0S
Side View - 20 Feet

SMART SENSORS
Commercial Grade

Specifications	ODS15-IDx/ ODS15-GDx/ ODS15-I1x	ODD10-IDx	ODD24-IDW	ODP10-I1x
Features				
Technology	Passive Infrared			
Mounting	Wall			
Coverage (sq. ft.)	1,100			
Pattern	180°			
Mounting Height	40-48”			
Configuration	Out-of-the-box default mode, pushbutton configuration, app-configurable with Smart Sensor App			
Time Delay	30s, 5min, 10min, 20min, 30min, and 60min			
Voltage	120-277 VAC, 50/60 Hz (ODS15-IDx, ODS15-GDx) 120 VAC, 60 Hz (ODS15-I1x)	120-277 VAC	24 V	120 VAC
Occupancy or Vacancy	Occupancy and Vacancy			
Dimming	Switching only	0-10 V dimming	24 V dimming	1000 W dimming
Daylighting	Ambient light override or ambient light hold-OFF			
Other	Connect up to 5 devices for multi-way control; create multi-room templates for fast room replication	Connect up to 5 devices for multi-way control; create multi-room templates for fast room replication	Connect up to 5 devices for multi-way control; create multi-room templates for fast room replication	Connect up to 5 devices for multi-way control; create multi-room templates for fast room replication
Certifications				
Listing	UL, cUL, FCC, IECC, IC			
Code Compliant	Can be used to comply with IECC, ASHRAE 90.1, and 2022 Title 24, Part 6 occupancy/vacancy, dimming, daylight harvesting, and plug load control requirements			

Specifications	ODSMT-MDx	ODDMT-MDx	ODDMT-MLx	ODP10-M1x
Features				
Technology	Multi-Technology (PIR & microphonics)			
Mounting	Wall			
Coverage (sq. ft.)	1,100			
Pattern	180°			
Mounting Height	30-40”			
Configuration	Out-of-the-box default mode, pushbutton configuration, app-configurable with Smart Sensor App			
Time Delay	30s, 5min, 10min, 20min, 30min, and 60min			
Voltage	120-277 VAC	120-277 VAC	24 V	120 VAC
Occupancy or Vacancy	Occupancy and Vacancy			
Dimming	Switching only	0-10 V dimming	24 V dimming	1000 W dimming
Daylighting	Ambient light override or ambient light hold-OFF			
Other	Connect up to 5 devices for multi-way control; create multi-room templates for fast room replication	Connect up to 5 devices for multi-way control; create multi-room templates for fast room replication	Connect up to 5 devices for multi-way control; create multi-room templates for fast room replication	Connect up to 5 devices for multi-way control; create multi-room templates for fast room replication
Certifications				
Listing	UL, cUL, FCC, IECC, IC			
Code Compliant	Can be used to comply with IECC, ASHRAE 90.1, and 2022 Title 24, Part 6 occupancy/vacancy, dimming, daylight harvesting, and plug load control requirements			

WALL SWITCH
Residential Grade

Specifications	DOS02	DVS02	DOS05	DVS05	DOS15	DVS15	IPHS5
Features							
Technology	Passive Infrared						Humidity Sensing
Mounting	Wall						
Coverage (sq. ft.)	900						—
Pattern	180°						—
Mounting Height	4’						
Adjustment	Manual						
Time Delay	1, 5, 10 or 20 minutes						10, 20, 30 or 45 minutes
Voltage	120 VAC, 60 Hz						
Wattage/VA	150 W LED/CFL, 250 W Inc/ Halogen, 250 VA ELV, 200 VA MLV, 2 A Resistive		300 W LED/CFL, 600 W Inc/ Halogen, 400 VA ELV/MLV, 1/4 HP Motor, 5 A Resistive		600 W LED/CFL,1800 W Inc/ Halogen, 1200 VA ELV/MLV/FL, 1/2 HP Motor, 15 A Resistive		150 W LED/ CFL, 600 W Inc/Halogen, 400 VA MLV/Fl, 1/6 HP Motor
Occupancy or Vacancy	Occupancy	Vacancy	Occupancy	Vacancy	Occupancy	Vacancy	Humidity
Auto or Manual	Auto	Manual	Auto	Manual	Auto	Manual	Auto
Ambient Light Override	Yes	No	Yes	No	Yes	No	N/A
Settings	Time out, range adjustment, ambient light	Time out, range adjustment	Time out, range adjustment, ambient light	Time out, range adjustment	Time out, range adjustment, ambient light	Time out, range adjustment	Sensitivity, air cycle, humidistat
Other	Single Pole		Single Pole/3-Way		Single Pole/Multi-Way or Multi-Sensor		Single Pole
Mechanical							
Switching Technology	Relay						
Neutral Required	Neutral or Ground				Yes		
Power Pack	No						
Consumption	No						
Photocell	Yes	No	Yes	No	Yes	No	N/A
HVAC Relay	No						
Environmental Operating Temperature/Humidity	Operating Temperature 30 to 104°F/ Relative Humidity 0% to 90% Non-Condensing						
Certifications							
Listing	CSA						cULus
Can be used to comply with 2022 Title 24, Part 6 vacancy requirements	Yes						No

WALL SWITCH
Commercial Grade

Specifications	ODS06-ID	ODS10-ID	ODS10-I3
Features			
Technology	Passive Infrared		
Mounting	Wall		
Coverage (sq. ft.)	2100		
Pattern	60°-180°		
Mounting Height	4’		
Adjustment	Manual		
Time Delay	30s-30m		
Voltage	120-230-277 VAC		347 VAC
Wattage/VA	800/1500		3470
Occupancy or Vacancy	Occupancy		
Auto or Manual	Both		
Ambient Light Override	Yes		
Other	Single Pole, Multi-Location; Select Models Feature Auto-ON/Auto-OFF Only (ODS10-IQ), Self-Adaptive (ODS0D)		
Mechanical			
Switching Technology	Relay		
Neutral Required	No		
Ground Required	Yes		
Power Pack	External Power Pack Not Required		
Consumption	100-250 mW		
Photocell	Internal		
HVAC Relay	Not Applicable		
Environmental Operating Temperature/Humidity	Operating Temperature 30 to 104°F / 0 to 95% Non-Condensing Indoor Use Only		30 to 122°F/ 20 to 90% Non-Condensing Indoor Use Only
Certifications			
Listing	UL		cUL
Can be used to comply with 2022 Title 24, Part 6 occupancy requirements	Yes		No

WALL SWITCH
Commercial Grade

Specifications	MDS10-ID	MDS15-ID	ODS0D-ID
Features			
Technology	Passive Infrared		
Mounting	Wall		
Coverage (sq. ft.)	2100		
Pattern	60°-180°		
Mounting Height	4’		
Adjustment	Manual	Self-Adjusting	Manual
Time Delay	30s-30m	30s-20m or 5m-30m	
Voltage	120-230-277 VAC		
Wattage/VA	1800/400	800/2700	
Occupancy or Vacancy	Occupancy		
Auto or Manual	Both		
Ambient Light Override	Yes		
Other	Self-Adaptive, Lev-Lok	Single Pole, Multi-Location, Lev-Lok	Dual Relay, Self-Adaptive
Mechanical			
Switching Technology	Relay		
Neutral Required	No		
Ground Required	Yes		
Power Pack	External Power Pack Not Required		
Consumption	100-250 mW	120-280 mW	110-270 mW
Photocell	Internal		
HVAC Relay	Not Applicable		
Environmental Operating Temperature/ Humidity	30 to 122°F/ 20 to 90% Non-Condensing Indoor Use Only	Operating Temperature 30 to 104°F/ 0 to 95% Non-Condensing Indoor Use Only	
Certifications			
Listing	UL		
Can be used to comply with 2022 Title 24, Part 6 occupancy requirements	Yes		

WALL SWITCH
Commercial Grade

Specifications	OSSMT-MD	OSSMT-GD	OSSMT-M3
Features			
Technology	Multi-Technology		
Mounting	Wall		
Coverage (sq. ft.)	2400		
Pattern	60°-180°		
Mounting Height	4'		
Adjustment	Self-Adjusting		
Time Delay	30s-30m		
Voltage	120-230-277 VAC		347 VAC
Wattage/VA	800/2700		
Occupancy or Vacancy	Occupancy		
Auto or Manual	Both		
Ambient Light Override	Yes		
Other	Single Pole, Multi-Location; Select Models Feature No Neutral Technology (OSSMT-GT, MSSMT-GD, OSSMD-GD), or Lev-Lok (MSSMT)		
Mechanical			
Switching Technology	Relay		
Neutral Required	Yes	No	Yes
Ground Required	Yes		
Power Pack	External Power Pack Not Required		
Consumption	190-480 mW	190-480 mW	350-500 mW
Photocell	Internal		
HVAC Relay	Not Applicable		
Environmental Operating Temperature/ Humidity	32 to 104°F/ 20 to 90% Non-Condensing Indoor Use Only		
Certifications			
Listing	UL	ETL	CETL
Can be used to comply with 2022 Title 24, Part 6 occupancy requirements	Yes		

WALL SWITCH
Commercial Grade

Specifications	OSSMT-GT	MSSMT-GD	OSSMD-MD	OSSMD-GD
Features				
Technology	Multi-Technology			
Mounting	Wall			
Coverage (sq. ft.)	2400			
Pattern	60°-180°			
Mounting Height	4’			
Adjustment	Self-Adjusting			
Time Delay	30s-30m			
Voltage	120-230-277 VAC			
Wattage/VA	1200/2700		Primary Relay: 1200/2700, Secondary Relay: 800/1200	
Occupancy or Vacancy	Vacancy	Occupancy		
Auto or Manual	Manual	Both		
Ambient Light Override	Yes			
Other	Single Pole, Multi-Location, No Neutral Required, Lev-Lok (MSSMT)		Single Pole, Multi-Location, Dual Relay, No Neutral Required (OSSMD-GD)	
Mechanical				
Switching Technology	Relay			
Neutral Required	No		Yes	No
Ground Required	Yes			
Power Pack	External Power Pack Not Required			
Consumption	70-340 mW		210-410 mW	140-360 mW
Photocell	Internal			
HVAC Relay	Not Applicable			
Environmental Operating Temperature/ Humidity	32 to 104°F/ 20 to 90% Non-Condensing Indoor Use Only			
Photocell	Internal			
Certifications				
Listing	ETL			
Can be used to comply with 2022 Title 24, Part 6 occupancy requirements	Yes			

WALL SWITCH
Commercial Grade

Specifications	TS300
Features	
Technology	Digital
Mounting	Wall
Coverage (sq. ft.)	1000
Pattern	180°
Mounting Height	Standard wall switch (3-5')
Adjustment	Manual
Time Delay	2-4 hours
Voltage	120-277 VAC, 50/60 Hz
Wattage/VA	1200 W
Occupancy or Vacancy	Occupancy
Auto or Manual	Auto
Ambient Light Override	No
Other	Wallplate included
Mechanical	
Switching Technology	Relay
Neutral Required	Yes
Ground Required	Yes
Power Pack	No
Consumption	N/A
Photocell	None
HVAC Relay	No
Environmental Operating Temperature/ Humidity	32 to 123°F/ 0-95% Non-Condensing Indoor Use Only
Certifications	
Listing	UL, cUL
Can be used to comply with 2022 Title 24, Part 6 occupancy requirements	Yes

LINE VOLTAGE
Commercial Grade

Specifications	AC705-DMW ACY20-DMW	ACY15-DIW	ACS05-DMW ACS10-DMW ACS20-DMW	AC205-DMW AC220-DMW	ACS15-DIW
Features					
Technology	Multi-Technology	Passive Infrared	Multi-Technology		Passive Infrared
Mounting	Ceiling				
Coverage (sq. ft.)	500; 2000	450-15000	500; 1000,2000	500; 2000	450-1500
Pattern	360°				
Mounting Height	6'-12'				
Adjustment	Self-Adjusting				
Time Delay	30s-60m				
Voltage	120-277 VAC, 50/60 Hz				
Wattage/VA	120 V: 800 W (VA) Tungsten, 277 V: 1200 W (VA) Ballast		120 V: 800 W/VA, Tungsten, Ballast 230 V: 1200 W (VA) Electronic and Magnetic Ballast 277 V: 1200 W (VA) Electronic Ballast		
Occupancy or Vacancy	Occupancy/Vacancy				
Auto or Manual	Both				
Ambient Light Override	Yes				
Other	Open/Closed Loop Daylight Harvesting with Manual/AutoCal Configuration; Momentary or Maintained Manual Switch Input; BMS/Emergency Interface			Dual Relay; Open/Closed Loop Daylight Harvesting with Manual/AutoCal Configuration; Momentary or Maintained Manual Switch Input; BMS/Emergency Interface	
Mechanical					
Switching Technology	Zero Cross				
Neutral Required	Yes				
Ground Required	No				
Power Pack	Not Required				
Consumption	30-60 mA				
Photocell	AutoCal			No	Internal
HVAC Relay	Not Applicable				
Environmental Operating Temperature/ Humidity	32 to 104°F/ 0 to 90% Non-Condensing Indoor Use Only				
Certifications					
LIsting	UL				
Can be used to comply with 2022 Title 24, Part 6 occupancy requirements	Yes				

LINE VOLTAGE
Commercial Grade

Specifications	O5C20-MDW	O6C20-MDW	O5C20-IDW	O6C04-IDW
Features				
Technology	Multi-Technology		Passive Infrared	
Mounting	Ceiling			
Coverage (sq. ft.)	2,000	2,000	450-1,500	450-1,500
Pattern	360°			
Mounting Height	8'-12'			
Adjustment	Manual and Self Adjusting			
Time Delay	30s -30 m			
Voltage	120 V - 277 V 50/60 Hz			
Wattage/VA	120 V: 8A, Electronic Ballast/LED Driver, 800 W (VA), Tungsten, Ballast, 1/4 HP 277 V: 5A, Electronic Ballast/LED Driver, 1200W (VA), Ballast, 1/3 HP			
Occupancy or Vacancy	Occupancy and Vacancy			
Auto or Manual	Auto Manual - with the addition of a PLVSW			
Ambient Light Override	Ambient Light Override - Yes Daylight Harvesting - Yes			
Other	Open/Closed Loop with Automatic AutoCal Configuration			
Mechanical				
Switching Technology	Zero Cross			
Neutral Required	Yes			
Ground Required	No			
Power Pack	No Required			
Consumption	30-60 mA			
Photocell	AutoCal or Manual			
HVAC Relay	HVAC control for secondary relay			
Environmental Operating Temperature/ Humidity	32 to 104°F/ 0 to 90% Non-Condensing Indoor Use Only			
Certifications				
Listing	UL			
Can be used to comply with 2022 Title 24, Part 6 occupancy requirements	Yes			

LINE VOLTAGE
Commercial Grade

Specifications	ODC04-IDW ODC15-IDW	O3C15-IDW	O2C04-IDW O2C15-IDW	O4C15-IDW
Features				
Technology	Passive Infrared			
Mounting	Ceiling			
Coverage (SF)	450; 1500	1500	450; 1500	1500
Pattern	360°			
Mounting Height	8'-12'			
Adjustment	Self Adjusting			
Time Delay	30s -30m			
Voltage	120-220/277 VAC, 50/60Hz			
Wattage/VA	800W/VA			
Occupancy or Vacancy	Occupancy	Vacancy	Occupancy	Vacancy
Auto or Manual	Both	Manual	Both	Manual
Ambient Light Override	Yes			
Other	Open/Closed Loop Daylight Harvesting with Manual/AutoCal Configuration; Momentary or Maintained Manual Switch Input; BMS/Emergency Interface	Momentary or Maintained Manual Switch Input; BMS/ Emergency Interface	Dual Relay; Open/Closed Loop Daylight Harvesting with Manual/AutoCal Configuration; Momentary or Maintained Manual Switch Input; BMS/Emergency Interface	Dual Relay; Momentary or Maintained Manual Switch Input; BMS/Emergency Interface
Mechanical				
Switching Technology	Zero Cross			
Neutral Required	Yes			
Ground Required	No			
Power Pack	Not Required			
Consumption	60-30ma			
Photocell	AutoCal	No	Internal	No
HVAC Relay	Not Applicable			
Environmental Operating Temperature/ Humidity	32 to 104°F/ 0 to 90% Non-Condensing Indoor Use Only			
Certifications				
Listing	UL			
Can be used to comply with 2022 Title 24, Part 6 occupancy requirements	Yes			

LINE VOLTAGE
Commercial Grade

Specifications	ODC05-UDW ODC10-UDW ODC20-UDW	O2C05-UDW O2C10-UDW O2C20-UDW	ODC05-MDW ODC10-MDW ODC20-MDW	O3C10-MDW O3C20-MDW	O2C05-MDW O2C10-MDW O2C20-MDW	O4C10-MDW O4C20-MDW
Features						
Technology	Ultrasonic		Multi-Technology		Multi-Technology	
Mounting	Ceiling					
Coverage (SF)	500; 1000; 2000			1000; 2000	500; 1000; 2000	1000; 2000
Pattern	360°					
Mounting Height	8'-12'					
Adjustment	Self-Adjusting					
Time Delay	30s-30m					
Voltage	120-220/277 VAC, 50/60Hz					
Wattage/VA	800W/VA					
Occupancy or Vacancy	Occupancy			Vacancy	Occupancy	Vacancy
Auto or Manual	Both			Manual	Both	Manual
Ambient Light Override	Yes					
Other	Open/Closed Loop Daylight Harvesting with Manual/AutoCal Configuration; Momentary or Maintained Manual Switch Input; BMS/Emergency Interface			Momentary or Maintained Manual Switch Input; BMS/Emergency Interface	Dual Relay; Open/Closed Loop Daylight Harvesting with Manual/AutoCal Configuration; Momentary or Maintained Manual Switch Input; BMS/Emergency Interface	Dual Relay; Momentary or Maintained Manual Switch Input; BMS/Emergency Interface
Mechanical						
Switching Technology	Zero Cross					
Neutral Required	Yes					
Ground Required	No					
Power Pack	Not Required					
Consumption	60-30mA					
Photocell	AutoCal			No	Internal	No
HVAC Relay	Not Applicable					
Environmental Operating Temperature/ Humidity	32 to 104°F/ 0 to 90% Non-Condensing Indoor Use Only					
Certifications						
LIsting	UL					
Can be used to comply with 2022 Title 24, Part 6 occupancy requirements	Yes					

LINE VOLTAGE
Commercial Grade

Specifications	ODC0S-I1W ODC0S-I7W	ODWWV-IDW	ODWHB-IDW	ODWLR-IDW	ODW12-MDW
Features					
Technology	Passive Infrared				Multi-Technology
Mounting	Ceiling	Wall, Corner, or Ceiling			
Coverage (sq. ft.)	530	2500	450-2000	100	1200
Pattern	360°		8°	110° @ 10ft high	110°
Mounting Height	8'-15'	8'-12'	10'-30'	8'-10'	
Adjustment	Manual				
Time Delay	20s-15 m				
Voltage	120/277 VAC; 60 Hz; 50 Hz; 60 Hz				
Wattage/VA	1000 VA; 500 VA; 2700 VA				
Occupancy or Vacancy	Occupancy	Vacancy			Occupancy
Auto or Manual	Auto	Manual			Both
Ambient Light Override	Yes				
Other	Self-Contained	Wide View, Includes Power Base	High Bay, Includes Power Base	Long Range, Includes Power Base	Multi-Use, Includes Power Base
Mechanical					
Switching Technology	Relay	Zero Cross			Relay
Neutral Required	Yes				
Ground Required	No				
Power Pack	Not Required				
Consumption	4 W	60-30 ma			0.7 W-2.34 W
Photocell	Internal	No			20-3000 Lux Adjustable
HVAC Relay	Not Applicable				
Environmental Operating Temperature/ Humidity	32 to 104°F/ 0 to 95% Non-Condensing, Indoor Use Only				
Certifications					
Listing	UL				
Can be used to comply with 2022 Title 24, Part 6 occupancy requirements	Yes	Yes			

LINE VOLTAGE
Commercial Grade

Specifications	OSFHU		OSFHP	OSFHS
Features				
Technology	Passive Infrared			
Mounting	Fixture			
Coverage (sq. ft.)	400-1600	2400		
Pattern	360° & Aisle Ways			
Mounting Height	Up to 40 feet	High Mount Lens: 20-40 feet, Low Bay Lens: 8-25 feet	Up to 40 feet	
Adjustment	Manual	Self-Adjusting	Manual	
Time Delay	30s-30m			
Voltage	120-230-277-347/480 VAC, 50/60 Hz	120-277-347 VAC, 50/60 Hz	120-230-277-347/480 VAC, 50/60 Hz	120-230-277-347/480 VAC, 50/60 Hz
Wattage/VA	800 W/VA	800 VA @ 120 VAC Ballast 1200 VA @ 277 VAC Ballast 1500 VA @ 347 VAC Ballast Motor: 1/4 HP Load @ 120 V	800 W/VA	
Occupancy or Vacancy	Occupancy			
Auto or Manual	Auto			
Ambient Light Override	No			
Other	Includes 2 Lenses for High Bay & Low Bay Applications	Includes 2 Lenses for High Bay & Low Bay Applications and an Aisle Mask Accessory	Includes 2 Lenses for High Bay & Low Bay Applications	
Mechanical				
Switching Technology	Zero Cross	Relay	Zero Cross	
Neutral Required	Yes			
Ground Required	No			
Power Pack	Not required			
Consumption	60-30 mA	N/A	60-30 mA	N/A
Photocell	No			
HVAC Relay	N/A			
Environmental Operating Temperature/ Humidity	14 to 160°F/20-90% Non-Condensing, Indoor Use Only Cold Storage Model: -40 to 160°F/20-90% Non-Condensing, Indoor Use Only	40 to 160°F/20-90% Non-Condensing, Indoor Use Only	14 to 160°F/20-90% Non-Condensing, Indoor Use Only	40 to 160° F/20-90% Non-Condensing, Indoor Use
Certifications				
Listing	UL	UL, cUL, IP65	UL	
Can be used to comply with 2022 Title 24, Part 6 occupancy requirements	Yes			

LINE VOLTAGE
Commercial Grade

Specifications	HB011	OF20-IUW OSF20-ILW	OSF10
Features			
Technology	Passive Infrared		
Mounting	Fixture		
Coverage (sq. ft.)	2400	2400	
Pattern	360°	360° & Aisle Ways	360°
Mounting Height	High Mount Lens: 21-40 feet, Low Bay Lens: 13-20 feet	High Mount Lens: 20-40 feet, Low Bay Lens: 8-25 feet	Up to 8 feet
Adjustment	Manual/Self-Adjusting	Manual	
Time Delay	30s-30 m	30s-30 m	
Voltage	120-230-277 or 347 VAC, 50/60 Hz	**-IUW:** 120-230-277-347 V, 50/60 Hz, **-ILW:** 24 VAC/VDC	120-277 VAC, 50/60 Hz
Wattage/VA	N/A	**-IUW:** Fluorescent Ballasts: 800 VA @ 120 VAC, 1200 VA @ 277 VAC Incandescent: 800 W @ 120 V, Motor: 1/4 HP Load @ 120 V, **-ILW:** N/A	800 W/VA
Occupancy or Vacancy	Occupancy		
Auto or Manual	Auto		
Ambient Light Override	Daylight Harvesting/Dimming	No	
Other	Includes 2 Lenses for High Bay & Low Bay	Includes 2 Lenses for High Bay & Low Bay applications and aisle mask accessory	38" Leads
Mechanical			
Switching Technology	Relay	Relay	Zero Cross
Neutral Required	Yes	No	
Ground Required	No		
Power Pack	No	**IUW:** No, **ILW:** Required	No
Consumption	No	**IUW:** No, **ILW:** 20 mA	30-60 mA
Photocell	No	No	
HVAC Relay	No		
Environmental Operating Temperature/ Humidity	14 to 22°F/20-70% Non-Condensing, Indoor Use Only	40 to 160°F/20-90% Non-Condensing, Indoor and Outdoor Use	32 to 131°F/20%-95% Non-Condensing Indoor Use Only
Certifications			
Listing	UL, CSA	No	UL
Can be used to comply with 2022 Title 24, Part 6 occupancy requirements	No	Yes	

LOW VOLTAGE
Commercial Grade

Specifications	OSC04-I0W	OSC04-RIW	OSC15-I0W	OSC15-RIW
Features				
Technology	Passive Infrared			
Mounting	Ceiling			
Coverage (sq. ft.)	450		1500	
Pattern	360°			
Mounting Height	8-10 feet	8-12 feet or 12-20 feet	8-10 feet	8-12 feet or 12-20 feet
Adjustment	Self-Adjusting, Self-Calibrating			
Time Delay	30s-30 m			
Voltage	Use with OPP20 Power Pack			
Wattage/VA	Unlimited Through Use of Power Packs and Add-A-Relays			
Occupancy or Vacancy	Occupancy			
Auto or Manual	Auto			
Ambient Light Override	Yes	No	Yes	No
Other	Low Profile, Custom White Color for Shaded Spaces, -R Models Feature Isolated Relay			
Mechanical				
Switching Technology	Relay			
Neutral Required	Yes			
Ground Required	Yes			
Power Pack	24 VDC Required			
Consumption	DC: 10 mA	AC: 30 mA DC: 15 mA	DC: 10 mA	AC: 30 mA DC: 15 mA
Photocell	20-3000 Lux Adjustable	None	20-3000 Lux Adjustable	None
HVAC Relay	Use OSCxxx-RxW w/Isolated Relay	Included	Use OSCxxx-RxW w/Isolated Relay	Included
Environmental Operating Temperature/ Humidity	32 to 104°F/0 to 95% Non-Condensing Indoor Use Only			
Certifications				
Listing	UL			
Can be used to comply with 2022 Title 24, Part 6 occupancy requirements	Yes			

LOW VOLTAGE
Commercial Grade

Specifications	OSC05-U0W	OSC05-RUW	OSC10-U0W	OSC10-RUW	OSC20-U0W	OSC20-RUW
Features						
Technology	Ultrasonic					
Mounting	Ceiling					
Coverage (sq. ft.)	500		1000		2000	
Pattern	180°		360°			
Mounting Height	8-12 feet	8-20 feet	8-12 feet	8-20 feet	8-12 feet	8-20 feet
Adjustment	Self-Adjusting, Self-Calibrating					
Time Delay	30 s-30 m					
Voltage	Use with OPP20 Power Pack					
Wattage/VA	Unlimited Through Use of Power Packs and Add-A-Relays					
Occupancy or Vacancy	Occupancy					
Auto or Manual	Auto					
Ambient Light Override	Yes	No	Yes	No	Yes	No
Other	Low Profile, Custom White Color for Shaded Spaces, -R Models Feature Isolated Relay					
Mechanical						
Switching Technology	Relay					
Neutral Required	Yes					
Ground Required	Yes					
Power Pack	24 VDC Required					
Consumption	25 mA	AC: 45 mA DC: 5 mA	35 mA	AC: 50 mA DC: 30 mA	30 mA	AC: 50 mA DC: 30 mA
Photocell	20-3000 Lux Adjustable	None	20-3000 Lux Adjustable	None	20-3000 Lux Adjustable	None
HVAC Relay	Use OSCxxx-RxW w/Isolated Relay	Included	Use OSCxxx-RxW w/Isolated Relay	Included	Use OSCxxx-RxW w/Isolated Relay	Included
Environmental Operating Temperature/ Humidity	32 to 104°F/0% to 95% Non-Condensing Indoor Use Only					
Certifications						
UL	Yes					
Can be used to comply with 2022 Title 24, Part 6 occupancy requirements	Yes					

LOW VOLTAGE
Commercial Grade

Specifications	OSC05-M0W	OSC05-RMW	OSC10-M0W	OSC10-RMW	OSC20-M0W	OSC20-RMW
Features						
Technology	Multi-Technology					
Mounting	Ceiling					
Coverage (sq. ft.)	500		1000		2000	
Pattern	180°		360°			
Mounting Height	8'-12'	8'-12' or 12'-20'	8'-12'	8'-12' or 12'-20'	8'-12'	8'-12' or 12'-20'
Adjustment	Self-Adjusting, Self-Calibrating					
Time Delay	30s-30m					
Voltage	Use with OPP20 Power Pack					
Wattage/VA	Unlimited Through Use of Power Packs and Add-A-Relays					
Occupancy or Vacancy	Occupancy					
Auto or Manual	Auto					
Ambient Light Override	Yes	No	Yes	No	Yes	No
Other	Low Profile, Custom White Color for Shaded Spaces, -R Models Feature Isolated Relay					
Mechanical						
Switching Technology	Relay					
Neutral Required	Yes					
Ground Required	Yes					
Power Pack	24 VDC Required					
Consumption	DC: 25mA	AC: 45mA DC: 25mA	DC: 35mA	AC: 50mA DC: 30mA	DC: 35mA	AC: 50mA DC: 30mA
Photocell	20-3000 Lux Adjustable	None	20-3000 Lux Adjustable	None	20-3000 Lux Adjustable	None
HVAC Relay	Use OSCxxx-RxW w/Isolated Relay	Included	Use OSCxxx-RxW w/Isolated Relay	Included	Use OSCxxx-RxW w/Isolated Relay	Included
Environmental Operating Temperature/ Humidity	32 to 104°F/0 to 95% Non-Condensing Indoor Use Only					
Certifications						
Listing	UL					
Can be used to comply with 2022 Title 24, Part 6 occupancy requirements	Yes					

LOW VOLTAGE
Commercial Grade

Specifications	OSWWV-I0W	OSWWV-RIW	OSWHB-I0W	OSWHB-RIW	OSWLR-I0W	OSWLR-RIW	OSW12-M0W	OSW12-RMW
Features								
Technology	Passive Infrared						Multi-Technology	
Mounting	Wall, Corner, or Ceiling							
Coverage (sq. ft.)	2500		55x7		100x33.2		1200	
Pattern	110°		8°		27°-180°		110°	
Mounting Height	8'-10'		10'-30'		8'-10'			
Adjustment	Self-Adjusting, Self-Calibrating							
Time Delay	30s-30m							
Voltage	Use with OPP20 Power Pack							
Wattage/VA	Unlimited Through Use of Power Packs and Add-A-Relays							
Occupancy or Vacancy	Occupancy							
Auto or Manual	Auto							
Ambient Light Override	Yes	No	Yes	No	Yes	No	Yes	No
Other	Wide View, -R Models Feature Isolated Relay		High Bay, -R Models Feature Isolated Relay		Long Range, -R Models Feature Isolated Relay		Multi-Use, -R Models Feature Isolated Relay	
Mechanical								
Switching Technology	Relay							
Neutral Required	Yes							
Ground Required								
Power Pack	24 VDC Required							
Consumption	DC: 15mA	AC:30mA DC: 15mA	DC: 15mA	AC:30mA DC: 15mA	DC: 15mA	AC:30mA DC: 15mA	DC: 25mA	AC: 45mA DC: 24mA
Photocell	20-3000 Lux Adjustable	None	20-3000 Lux Adjustable	None	20-3000 Lux Adjustable	None	20-3000 Lux Adjustable	None
HVAC Relay	Use OSCxxx-RxW w/Isolated Relay	Included	Use OSCxxx-RxW w/Isolated Relay	Included	Use OSCxxx-RxW w/Isolated Relay	Included	Use OSCxxx-RxW w/Isolated Relay	Included
Environmental Operating Temperature/ Humidity	32 to 104°F/95% Non-Condensing Indoor Use Only							
Certifications								
Listing	UL							
Can be used to comply with 2022 Title 24, Part 6 occupancy requirements	Yes							

HIGH FREQUENCY
Commercial Grade

Specifications	OSM3D-V1W	OSM3D-DDW	OSMHB
Features			
Technology	Microwave		
Mounting	Wall or Ceiling		Fixture
Coverage (sq. ft.)	32-52 feet		26-29 feet when mounted at 50 feet
Pattern	150°, 360° ceiling		360°
Mounting Height	Up to 49 feet		50 feet
Adjustment	Manual		Manual or DIP switches
Time Delay	10s-30m	5s-infinity	10s - 15m
Voltage	120-277 V 50/60 Hz		
Wattage/VA	Tungsten: 800 W @ 120 VAC, Electronic Driver/Ballast: 1000 VA @ 120 VAC, Driver: 1200 VA @277 VAC	120 V @ 400 W; 220-240 V @ 800 W; 277 V@ 1000 W	Resistive/Halogen: 800 W@120 V 1200 W@277 V Fluorescent Ballast: 660 W@120 V 1200 W@277 V Electronic Ballast: 800 W@120 VAC LED, CEL 1200 W@211VAC LED, CEL Magnetic Ballast: 660 W@120 VAC 1200 W @ 277 VAC
Occupancy or Vacancy	Occupancy		
Auto or Manual	Auto		
Ambient Light Override	Yes		
Other	Designed to detect movement behind low density fixture materials or behind objects made of plastic or glass		
Mechanical			
Switching Technology	Zero Cross		
Neutral Required	No		
Ground Required	No		
Power Pack	Not Required		
Consumption (mA)	≤0.5W (standby), <1W (operation)		No
Photocell	Internal Photocell 5-50 LUX Adjustable	Internal Photocell 2-100 LUX Adjustable	
HVAC Relay	No		
Environmental Operating Temperature/ Humidity	32 to 158°F/20-90% Non-Condensing Indoor Use Only		-40 to 158°F/95% Indoor use only
Certifications			
Listing	IP20		
Can be used to comply with 2022 Title 24, Part 6 occupancy requirements	Yes		

INTEGRATED CONTROLS
Commercial Grade

Specifications	ZLS05-ILW	ZLS10-IDW	ZLS10-ILW
Features			
Technology	PIR		
Mounting	Fixture		
Coverage (sq. ft.)	Major motion coverage is 450 square feet when mounted at 10 feet	Major motion coverage is 2800 square feet when mounted at 40 feet using the high bay lens	
Pattern	120°	360°	
Mounting Height	8-10 feet	40 feet	
Adjustment	DIP switches or IR remote		
Time Delay	10s -30m	10s - 15m	
Voltage	12V-24 VDC, 50 mA	120/277 VAC, 50/60 Hz	12-24 VDC
Wattage/VA	—	Resistive Hallogen: 800 W @120 V/ 1200 W @277 V Fluorescent Ballast: 660 W @120 V/ 1200 W @277 V Electronic Ballast: (LED/CFL) - 5 A @ 120 V/5 A @277 V	—
Occupancy or Vacancy	Occupancy		
Auto or Manual	Auto		
Ambient Light Override	Yes		
Other	Designed to be installed directly into a light fixture for standalone lighting control	Designed to be installed directly into a 0-10V dimming fixture for mid to high bay applications	
Mechanical			
Switching Technology	0-10V Dim-to-OFF		
Neutral Required	No		
Ground Required	No		
Power Pack	Use a 0-10V dim-to-OFF driver that also supplies 24V to the sensor. Use of a power pack or another external power supply is acceptable.		
Consumption (mA)	50 mA	25 mA	
Photocell	Internal photocell		
HVAC Relay	No		
Environmental Operating Temperature/ Humidity	-40 to 158°F		
Certifications			
Listing	IP65 Rated		
Can be used to comply with 2022 Title 24, Part 6 occupancy requirements	Yes		

INTEGRATED CONTROLS
Commercial Grade

Specifications	ZLD1Z-I0W	OFD1Z-ISW	OFDUZ-ISW	ZLDUZ-I0W
Features				
Technology	PIR			
Mounting	Fixture Mount			
Coverage (sq. ft.)	Up to 8,250 sq. ft.			
Pattern	360°			
Mounting Height	8-40 feet			
Adjustment	Smart Sensor App			
Time Delay	20 min			
Voltage	120-277 VAC, 50/60 Hz	120-480 VAC	120-277 VAC, 50/60 Hz	120-480 VAC
Wattage/VA	120 VAC (1-Pole): 6.7 A (800 W) 208 VAC (2-Pole): — 230 VAC (1-Pole): 5.0 A (1150 W) 240 VAC (2-Pole): — 277 VAC (1-Pole): 5.0 A (1400 W) 347 VAC (1-Pole): — 480 VAC (2-Pole): —		120 VAC (1-Pole): 6.7 A (800 W) 208 VAC (2-Pole): 5.0 A (1150 W) 230 VAC (1-Pole): 5.0 A (1150 W) 240 VAC (2-Pole): 5.0 A (1200 W) 277 VAC (1-Pole): 5.0 A (1400 W) 347 VAC (1-Pole): 5.0 A (1700 W) 480 VAC (2-Pole): 5.0 A (2400 W)	
Occupancy or Vacancy	Occupancy			
Auto or Manual	Auto - Out of the box configurations; Manual - Smart Sensor App			
Ambient Light Override	Yes			
Other	Aisle way masks included; Scheduling -Universal models only			
Mechanical				
Switching Technology	0-10V Dim-to-OFF			
Neutral Required	No			
Ground Required	No			
Power Pack	Not required			
Consumption (mA)	50 mA (Sinking)			
Photocell	Internal photocell			
HVAC Relay	No			
Environmental Operating Temperature/ Humidity	-40 to 167° F/0 to 90% Relative Humidity Non-Condensing			
Certifications				
Listing	IP66			
Can be used to comply with 2022 Title 24, Part 6 occupancy requirements	Yes			

INTEGRATED CONTROLS
Commercial Grade

Specifications	ZL0DS-N00	ZL07S-N00
Features		
Technology	Passive Infrared	
Mounting	Fixture	
Coverage (sq. ft.)	900 sq. ft. of major motion and 500 sq. ft. of minor motion	
Pattern	360°	
Mounting Height	1:1 at 8 feet with a maximum height of 20 feet	
Adjustment	GreenMAX DRC App	
Time Delay	0 min	
Voltage	DALI-2	12-24 VDC
Wattage/VA		0-10 V, 10 mA sinking
Occupancy or Vacancy	Occupancy	
Auto or Manual	Manual - GreenMAX DRC App	
Ambient Light Override	Yes	
Other	Installs into industry standard 1/2" knockout or mounts within the fixture	
Mechanical		
Switching Technology	0-10V Dim-to-OFF	
Neutral Required	No	
Ground Required	No	
Power Pack	Not required	
Consumption (mA)	DALI	0-10 V, 5 mA sinking
Photocell	Internal photocell	
HVAC Relay	No	
Environmental Operating Temperature/ Humidity	32 to 122° F	
Certifications		
Listing	IP20	
Can be used to comply with 2022 Title 24, Part 6 occupancy requirements	Yes	

Service and Support During Every Step of the Process.

Only Leviton has the service and support to help you create a lighting control system that does exactly what you want while saving electricity, meeting codes and standards, and even garnering rebates.

Exclusive Support Resources:

- **Occupancy sensor layout services** – have a team of experts create occupancy sensor layouts at no cost to you directly on your CAD drawings, complete with a List of Equipment within an average turnaround time of 3 business days*— go to **portal.leviton.com**
- **ez-Learn** – get sensor smart in just 90 minutes from the comfort of your home or office with this exclusive 24/7 online training — go to **www.leviton.com/ezlearn**
- **Lighting control specialists** at your disposal
- **Field service engineers** for top-level support
- **Factory commissioning service**
- **Dedicated technical support** via phone at **800 959-6004**

* Average turnaround time based on projects for up to 200 sensors per system.

Leviton Manufacturing Co., Inc. Global Headquarters

201 North Service Road, Melville, NY 11747-3138 **tel** 800-323-8920 **tech line** (8:00AM-10:00PM ET Mon-Fri, 9:00AM-7:00PM ET Sat, 9:00AM-5:00PM ET Sun) 800-824-3005

Leviton Manufacturing Co., Inc. Lighting & Controls

10385 SW Avery Street, Tualatin, OR 97062 **tel** 800-736-6682 **tech line** (6:00AM-4:00PM PT Mon-Fri) 800-959-6004

Visit our website at: www.leviton.com/sensors

©2024 Leviton Manufacturing Co. Inc. All rights reserved. Subject to change without notice.

G-7164Q/D24-aa
REV APR 2024