Altronix®

Rev. 01172023

T3SSK7528 (Kit)

Access & Power Integration Solution for Lenel-S2

TROVE™

Altronix T3SSK7528 kit consists of Trove3 enclosure, TSS3 Lenel-S2 (S2 Security Platform)/ Altronix backplane with one (1) 24VDC @ 10A power supply/charger, one (1) 12VDC @ 10A power supply/charger, four (4) fused access power controllers, and two (2) fused power distribution modules.

This kit also accommodates two (2) S2-INST Installation Kit sFor Lenel-S2 (S2 Security Platform) S2 Network Node for up to twenty-eight (28) doors in a single enclosure. Trove simplifies board layout and wire management, reduces installation time and labor costs.

S2 SECURITY

T3SSK7528

S2 boards are not included

Key Features

- 24VDC and 12VDC power supply/chargers
- Accommodates S2-INST Installation Kit
- Convenient knockout configuration:
  - One (1) single knockout 2.415" (2" Conduit)
  - One (1) double knockout 1.948" (1.5" Conduit) / 1.701" (1.25" Conduit)
  - Sixteen (16) double knockouts 1.362" (1" Conduit) / 1.115" (3/4" Conduit)
- Supervision
  - AC Fail
  - Battery Fail and Battery Presence
- Agency Listings:
  - All Altronix components of this Trove kit are UL Listed sub-assemblies. Please refer to the Sub-Assembly Installation Guides for further information
  - UL: UL294 - Access Control System
  - cUL: CAN/ULC - s319-05 - Electronic Access Control Systems
  - CE European Conformity
- 16 AWG galvanized steel backplane simplifies board layout and wire management
- Enclosure accommodates up to four (4) 12VDC/12AH batteries
- Lifetime Warranty*

**Altronix Power Supply/Chargers and Sub-Assemblies only*

Altronix Corporation | 140 58th St | Brooklyn, NY 11220 USA
phone: +1 718.567.8181 | fax: +1 718.567.9056 | email: info@altronix.com | www.altronix.com

Altronix®

T3SSK7528 (Kit)

Access & Power Integration Solution for Lenel-S2

TROVE™

Specifications

Power Supply 1 (AL1024ULXB2):

Input

Voltage	115VAC 60Hz, 4.2A max.
Fusing	5A/250V

Output

Voltage	24VDC
Current	10A @ 24VDC continuous max

Power Supply 2 (AL1012ULXB):

Input

Voltage	115VAC, 60Hz, 2.6A max.
Fusing	5 /250V

Output

Voltage	12VDC
Current	10A @ 12VDC continuous max.

Both Power Supplies:

Overvoltage protection
Filtered and regulated

Back-up Battery

Capacity	12AH/12VDC (2 within enclosure) 40AH / 65AH (requires separate enclosure)
Type	Sealed lead acid or gel type
Failover	Upon AC loss, instantaneous

Supervision

AC Failure	Form “C” contacts
Battery	Form “C” contacts

Indicators (LED)

Input	115VAC is present
DC Output	Powered
Battery	Discharged or not connected

Three (3) Access Power Controllers (ACM8):

Input

Voltage	24VDC from AL1024ULXB2
Input Fuse	10A/250V

Outputs

Voltage	24VDC

Eight (8) 24VDC independently controlled fused outputs for each ACM8
a) Fail-Safe and/or Fail-Secure power outputs
Form “C” Relays rated 28VAC or VDC @ 2.5A
b) Auxiliary power outputs (unswitched)
c) Any combination of the above

Output Fuses	3.5A/250V

Indicators (LED)

Red LEDs	Outputs are triggered (relays energized)
Green LED	FACP disconnect is triggered

One (1) Access Power Controller (ACM4):

Input

Voltage	24VDC from AL1024ULXB2
Input Fuse	10A/32V

Outputs

Voltage	24VDC

Four (4) 24VDC independently controlled fused outputs for ACM4:
a) Fail-Safe and/or Fail-Secure power outputs
Form “C” Relays rated 28VAC or VDC @ 2.5A
b) Auxiliary power outputs (unswitched)
c) Any combination of the above

Output Fuses	3A/32V

Indicators (LED)

Red LEDs	Outputs are triggered (relays energized)
Green LED	FACP disconnect is triggered

Two (2) Power Distribution Modules (PD16W):

Input

Voltage	12VDC from AL1012ULXB

Outputs

Voltage	12VDC
Output Fuses	3.5A/250V

Indicators (LED)

Green LED	DC Output

T3SSK7528 Kit:

Agency Listings

All components of this Trove kit are UL Listed sub-assemblies
Please refer to the corresponding Sub-Assembly Installation Guides for further information

CE	European Conformity

Physical and Environmental:

Dimensions (H x W x D)
Enclosure:
36.12” x 30.125” x 7.06” (917.5mm x 768.1mm x 179.3mm)
Shipping:
40.75” x 35.25” x 12” (1035.1mm x 895.4mm x 304.8mm)

Weight (approx.)

Product:	83.5 lb. (37.9 kg)
Shipping:	86.7 lb. (39.3 kg)

Temperature

Operating	0ºC to 49ºC (32ºF to 120ºF)
Storage	– 20ºC to 70ºC (– 4ºF to 158ºF)
Relative Humidity	85% +/– 5%
BTU/Hr. (approx.):	289 BTU/Hr.

Altronix Corporation | 140 58th St | Brooklyn, NY 11220 USA
phone: +1 718.567.8181 | fax: +1 718.567.9056 | email: info@altronix.com | www.altronix.com

T3SSK7528 (Kit)

Access & Power Integration Solution for Lenel-S2

Access Controller Position Chart for the S2-INST Installation Kits:

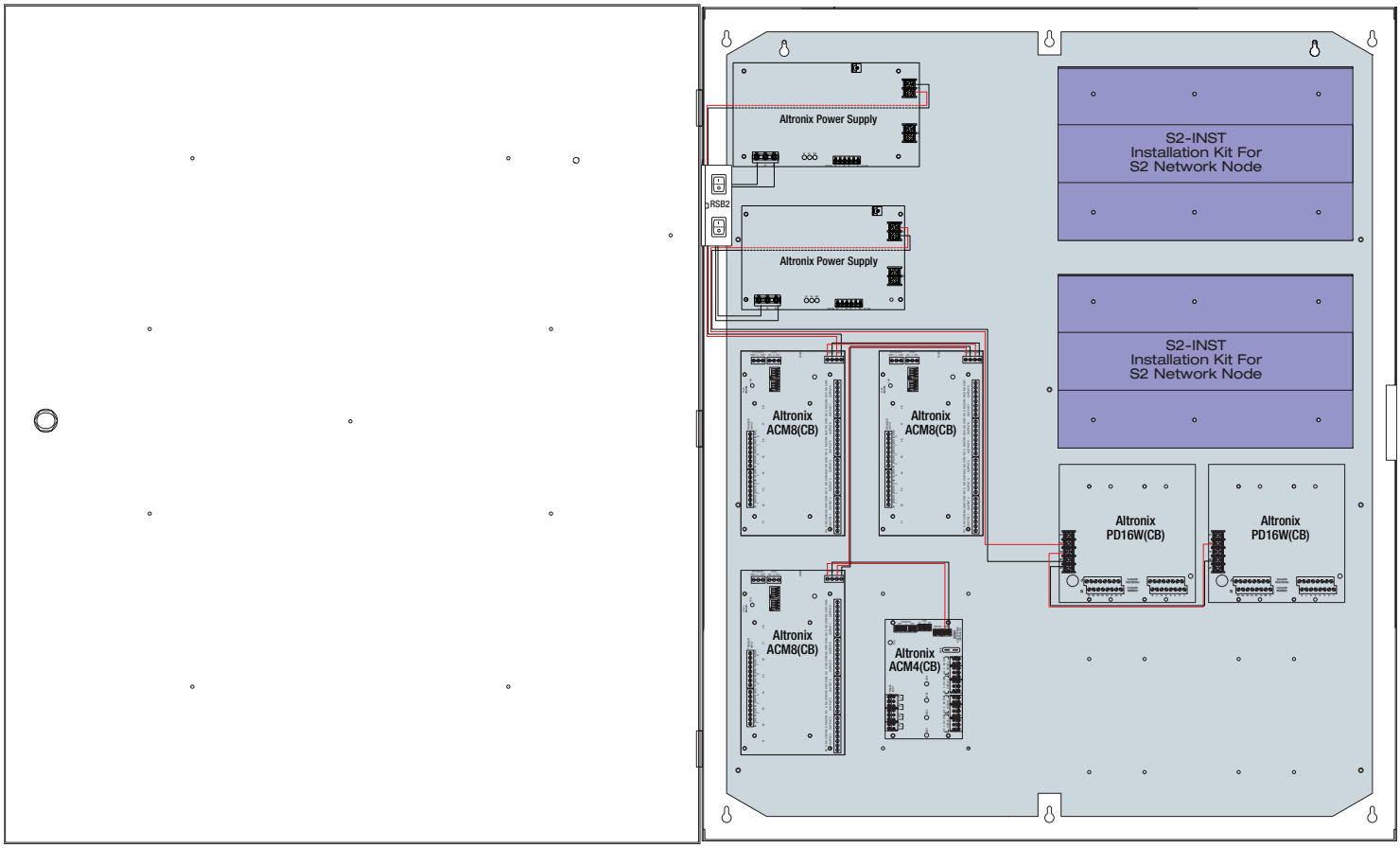

Altronix Corporation | 140 58th St | Brooklyn, NY 11220 USA
phone: +1 718.567.8181 | fax: +1 718.567.9056 | email: info@altronix.com | www.altronix.com

Altronix®

T3SSK7528 (Kit)

Access & Power Integration Solution for Lenel-S2

TROVE™

Accessories (order separately)

WM5

WM5, WM25, WM100 - Magnetic Cable Tie Mounts

Altronix WM5, WM25, and WM100 are packs of 5, 25 or 100 magnetic cable tie mounts respectively. They accommodate standard zip ties or velcro straps.
These are ideal for wire management in our Trove series.

Mounting Magnet

MM4, MM8, MM12, MM24 - Magnetic Mounting Solution

Altronix mounting magnets accommodate screws and nylon standoffs to allow for mounting various boards/ accessories in any metal enclosure or backplane.



BR1

BR1 - Sub-Assembly Mounting Bracket

Altronix BR1 mounting bracket is compatible with Altronix Maximal and Trove enclosures. It allows to mount one (1) PD4UL(CB), PD8UL(CB), ACM4(CB), MOM5, VR6, PDS8, NetWay5B or LINQ8PD(CB) sub-assembly on the enclosure's inside wall, saving valuable space.

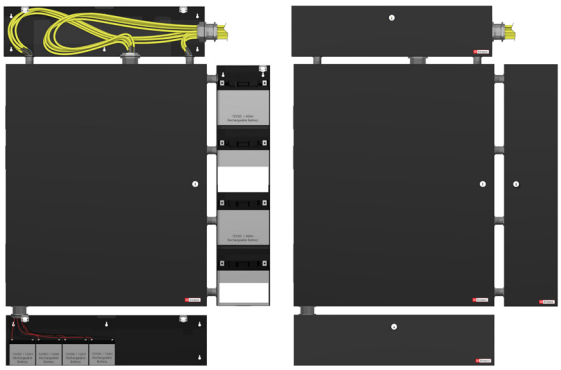

TROVE3BWC / TROVE3SWC - Battery/Wire Trough Enclosure

Altronix Trove3BWC and Trove3SWC are dual-purpose enclosures that can be used as wiring troughs or battery cabinets when mounted above or below (Trove3BWC) or on either side (Trove3SWC) of the Trove integrated power and access solution. The knockouts on the Trove3BWC and Trove3SWC have been strategically placed to line up with the Trove3 allowing for easy conduit connections between cabinets.Trove3BWC and Trove3SWC include cam locks and 2 tamper switches each to ensure access to wiring and batteries is secure.

T3SSK7528 (Kit)

Access & Power Integration Solution for Lenel-S2

Dimensions and Drawing

Dimensions (H x W x D approximate)

36.12” x 30.125” x 7.06” (917.5mm x 768.1mm x 179.3mm)

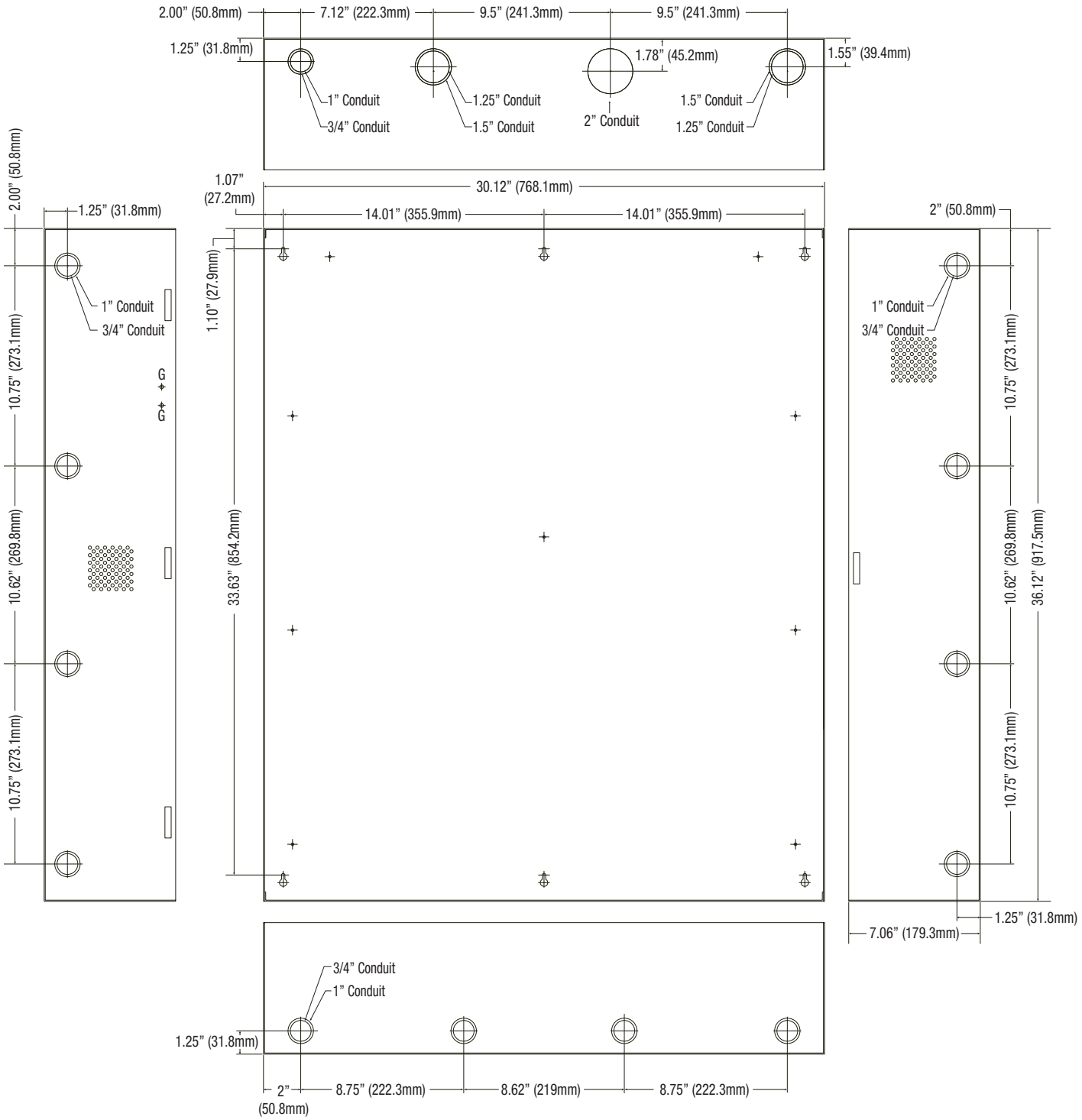

Altronix Corporation | 140 58th St | Brooklyn, NY 11220 USA
phone: +1 718.567.8181 | fax: +1 718.567.9056 | email: info@altronix.com | www.altronix.com