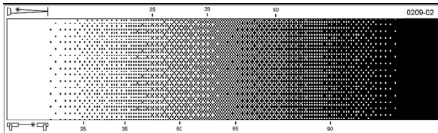


**NO  
EXCUSES!**


# FE-50RU/ FE-100RU Reflective Beam Accessories




FE-0209




FE-0400-01



FE-23901



FE-0608



FE-0893

## FE-0209 Obscuration Filter

Replacement Obscuration Filter for performing UL sensitivity test for both Projected and Reflected Beam Smoke Detectors  
25% to 100% Obscuration

## FE-0400-01 LLC Remote Test Station

Compatible with either 50RU or 100RU  
Single Gang Stainless Steel Wall Plate  
7" Pigtail Leads  
Includes Data Link Cable Assembly  
Allows Low Level Testing of Reflective Beam Detectors  
Approvals: UL,ULC, MEA, CSFM

## FE-23901 Prism

Replacement Prisms for Reflective Beam Smoke Detectors  
Also used for "Retro Mode" with the Fireray 2000.

## FE-0608 Surface Mount Back Box

Surface Mount Back Box for 50RU/100RU Reflective Beam Detectors. Two 1/2"-3/4" conduit knock-outs on each side. Finished size 9 1/4" H x 6" W x 2" D. Termination block included. Universal back plate mounting with one conduit knock-out.

## FE-0893 Surface Mount Wall Bracket

Surface Mount Wall Alignment Bracket for 50RU/100RU Reflective Beam Detectors or Prism. Bracket pivots up to 45° for accurate alignment of Beam Detector or Prism.




Space Age Electronics, inc.  
www.1SAE.com  
800.486.1723 Toll Free  
508.485.0966 Local  
508.485.4740 Fax



FE-5000-005

**FE-5000-005 Universal Mounting Bracket**

Universal Mounting Bracket for Fireray 5000 Reflective Beam Detector and Accessories. Bracket pivots for accurate alignment of Beam Detector and Prisms.



FE-5000-006

**FE-5000-006 Prism Wall Bracket**


Reflector Wall Bracket comes pre-drilled to mount 1 (Up to 160 Feet) or 4 (160 Feet to 330 Feet) prisms. Hole pattern on side mounting flange similar to Unistrut. Prisms are ordered separately.



FE-5000-007

**FE-5000-007 4 Prism Alignment Adaptor**

Comes pre-drilled to mount 4 Prisms. Designed to mount on the Alignment Adaptor 5000-5005. Prisms and Alignment Adaptor 5000-5005 are ordered separately.



FE-5000-008

**FE-5000-008 Single Prism Alignment Adaptor**

Comes pre-drilled to mount 1 Prism. Designed to mount on the Alignment Adaptor 5000-5005. Prisms and Alignment Adaptor 5000-5005 are ordered separately.



FE-5000-014

**FE-5000-014 Ceiling Pendant Mount Bracket**

Comes pre-drilled to mount F-5000 Detector Head. Supplied with 1-2 1/2" long nipple. Other lengths by contractor. Can be used for Single or Bi-Directional Applications. Includes 2 mounting plates and 1 blank cover.

